



St.MARY'S UNIVERSITY
SCHOOL OF GRADUATE STUDIES
DEPARTMENT OF SOCIOLOGY

**THE ROLE OF SOCIAL CAPITAL IN COMMUNITY
DEVELOPMENT: THE CASE OF SHEGER CITY FURI
SUB CITY, OROMIA**

BY
SORI H/MARIAM
ID: SGS/0584/2015A

ADVISOR: HABTAMU MEKONNIN (PHD)

JUNE, 2024
ADDIS ABABA, ETHIOPIA

**THE ROLE OF SOCIAL CAPITAL IN COMMUNITY DEVELOPMENT
THE CASE OF SHEGER CITY FURI SUB CITY, OROMIA**

**BY
SORI HAILEMARIAM**

ADVISOR: HABTAMU MEKONNIN (PHD)

**A THESIS SUBMITTED TO St.MARY'S UNIVERSITY, SCHOOL
OF GRADUATE STUDIES IN PARTIAL FULFILLMENT OF THE
REQUIREMENTS FOR THE AWARD OF MASTER OF ART IN
SOCIOLOGY.**

**JUNE, 2024
ADDIS ABABA, ETHIOPIA**

ST. MARY’S UNIVERSITY
SCHOOL OF GRADUATE STUDIES
FACULTY OF SOCIOLOGY

THE ROLE OF SOCIAL CAPITAL IN COMMUNITY DEVELOPMENT
THE CASE OF SHEGER CITY FURI SUB CITY, OROMIA

BY
SORI HAILEMARIAM

APPROVED BY BOARD OF EXAMINERS

_____ Signature: _____

Dean, Graduate studies

_____ Signature: _____

Advisor

_____ Signature: _____

External Examiner

_____ Signature: _____

Internal Examiner

_____ Signature: _____

Acknowledgements

I want to start by thanking God for enabling me to complete this work. Without the help of many, this study would not have been feasible. Many thanks to Habtamu Mekonnen (PhD), my advisor, who read through all of my edits and guided me in making my work as refined as possible. I have the greatest respect and affection for him. The study was anchored by his qualified counsel and sincere suggestions. I also want to express my heartfelt gratitude to all the respondents who took the time to participate in this study, providing invaluable insights and data. Additionally, my deepest thanks go to my family and my friends for their unwavering support, encouragement, and understanding throughout this journey. Your faith in me kept me going. Above all, I am grateful to God for his constant guidance and strength. Thank you to everyone who has supported me both directly and indirectly in completing my thesis.

Table ofContents

Acknowledgements.....	iii
List of tables.....	vii
List of Figures	viii
Abstract	ix
CHAPTER ONE	1
1. INRODUCTION.....	1
1.1. Background of the Study.....	1
1.2. Statement of the problem	3
1.3. Research questions.....	5
1.4. Objective of the study	6
1.4.1. General objective of the study	6
1.4.2. Specific objective of the study	6
1.5. Significance of the study.....	7
1.6 . Scope of the study	8
1.7 . Limitations of the study	9
1.8 . Operational definition of terms	9
1.9 Organization of the study	10
CHAPTER TWO	12
2. REVIEW OF RELATED LITERATURE	12
2.1. Introduction.....	12
2.2. Theoretical review of the study.....	12
2.2.1. Social capital theory.....	12
2.2.2. Comparison of the three theories	14
2.2.3. Conceptualization of Social Capital.....	17
2.2.4. Definition of Social Capital	18
2.2.5. Forms of Social Capital.....	19
2.2.6. Social Cohesion.....	21
2.2.7. Community Development	22
2.3. Empirical Review.....	22
2.4. Conceptual Framework.....	26
2.5. Research Gap	26
CHAPTER THREE	28
3. RESEARCH METHODOLOGY	28
3.1. Introduction.....	28

3.2.	Research Design.....	28
3.3.	Research approach	30
3.4.	Population and Sampling	33
3.4.1.	Target population	33
3.4.2.	Sampling technique.....	33
3.4.3.	Sample size	34
3.5.	Data collection instruments and analysis method	35
3.6.	Data Collection procedures.....	36
3.7.	Data editing and coding	36
3.8.	Validity and Reliability of measurement	37
3.9.	Pilot study	37
3.10.	Ethical considerations	38
CHAPTER FOUR.....		40
4.1.	Introduction.....	40
4.2.	Questionnaire response rate	40
4.3.	Demographic profile Responses	40
4.3.1.	Sex.....	42
4.4.	Descriptive Analysis and Interpretations	44
4.5.1	Social bonding capital.....	45
4.5.2	Social bridging capital	47
4.5.3	Social linking capital.....	48
4.5.4	Social cohesion	49
4.5.5	Neighborhood social composition	50
4.5.6	Community development.....	51
4.6	Multiple Linear Regression Diagnostic Tests	52
4.6.1	Reliability test	52
4.6.2	Homoscedasticity	53
4.6.3	Multicollinearity.....	53
4.6.4	Normality	54
4.7	Multiple Linear Regression Analysis.....	56
4.7.1	The ANOVA Result.....	59
4.7.2	P-value	59
4.7.3	The Regression Coefficients	60
4.8	Interview responses.....	61
4.9	Discussions of the Results.....	67

CHAPTER FIVE	74
5. SUMMARY OF MAJOR FINDINGS, CONCLUSIONS, AND RECOMMENDATIONS	74
5.1. Introduction.....	74
5.2. Summary of major findings	74
5.3. Conclusions.....	77
5.4. Recommendations	79
5.5. Implications for future research	80
REFERENCES	82
Appendix.....	91
Appendices/Annexes	91
Appendix II: Interview questions	95
Annex	103
Annex -1 Collinearity.....	103
Annex 2 Heteroscedasticity	105
Annex 3 Normality Table	105
Annex 4 Normality PP Plot.....	106

List of tables

Table 1: Questionnaire response rate	40
Table 2 Demographic Respondents Result	41
Table 3: Sex Demographic profile	42
Table 4: Descriptive statistics of social bonding capital	45
Table 5: Descriptive statistics of social bridging capital	47
Table 6: Descriptive statistics of social linking capital	48
Table 7: Descriptive statistics of social Cohesion	49
Table 8: Descriptive statistics of Neighborhood social composition.....	50
Table 9: Descriptive statistics of community development.....	51
Table 10: Reliability test	53
Table 11: Regression: Model Summary	57
Table 12 ANOVA	57
Table 13 Coefficients	58
Table 14: Multicollinearity tests	103
Table 15: Coefficients for Heteroscedasticity test	105
Table 16: Normality test	105

List of Figures

Figure 1 Conceptualization of Social capital	18
Figure 2 Forms of Social capital	20
Figure 3 <i>Conceptual framework</i>	26
Figure 4: Histogram for normality test	56
Figure 5 Normality PP plot	106

Abstract

This study aimed to determine the role of Social Capital the Community Development with particular reference to Sheger City Furi Sub City Communities. It employed a mixed-methods approach within an explanatory research design to assess the impact of different types of social capital factors on community development. Utilizing purposive sampling, with the sample size determined by Cochran's formula, data collection included surveys and interviews with key community stakeholders. Primary data were collected using survey and interview methods, and the quantitative data was analyzed using SPSS while the qualitative data was analyzed thematically. Regression analyses and descriptive analysis have revealed that social bonding (mean = 3.38, β = 0.31), social linking (mean = 2.78, β = 0.45), and neighborhood social composition (mean = 3.06, β = 0.29) significantly impact community development (mean = 3.42) in the study area. Conversely, social bridging (mean = 2.65) and social cohesion/trust (mean = 2.35) did not show significant impacts, suggesting that while moderate levels of trust and safety exist, they do not drive development alone. These findings align with literature emphasizing strong intra-community bonds and effective external linkages while challenging assumptions about the universal significance of social bridging and trust. Recommendations include enhancing social bonding initiatives, strengthening social linking, addressing neighborhood social composition, reevaluating social bridging strategies, and reassessing efforts around social cohesion/trust. Future research should explore these dynamics further, particularly through longitudinal studies and comparative analyses, to develop a nuanced understanding of social capital's role in sustainable community development.

Key terms: Social capital, social capital bonding, social capital bridging, social capital linking, social cohesion, neighborhood social composition, community development

CHAPTER ONE

1. INTRODUCTION

This research addresses the role of social capital in community development within a particular reference to Sheger city Furi subcity area. This chapter presents information on background of the study, statement of the problem, research question, objective of the study, significance of the study and scope of the study, limitation of the study and organization of the study.

1.1. Background of the Study

Social capital, a concept widely explored in sociology and related disciplines, refers to the social networks, relationships, and norms that facilitate cooperation and mutual support within a community (Putnam, 2000). It encompasses the trust, reciprocity, and shared values that bind individuals together and contribute to the overall well-being of the community (Coleman, 1988). Social capital operates at both the individual and collective levels, influencing the interactions and relationships that shape community life.

In this study, the effect of three major independent variables: Social capital, Social cohesion, and Neighborhood social composition were assessed on the dependent variable: community development. Social capital refers to the networks of relationships and resources embedded within a community, which facilitate cooperation, trust, and collective action (Aldrich & Meyer, 2015). It encompasses both bonding social capital, which refers to ties within homogeneous groups, and bridging social capital, which connects diverse groups (Hawkins & Maurer, 2010). Social capital plays a crucial role in community development by enhancing resilience, facilitating resource mobilization, and fostering social cohesion (Carpiano, 2007). Social cohesion reflects the degree of connectedness and solidarity among members of a community, characterized by trust, shared norms, and mutual support (Friedkin, 2004). It contributes to social stability, civic engagement, and the well-being of individuals and communities (Kim et al., 2020). Strong social cohesion is associated with lower crime rates, better health outcomes, and higher levels of community resilience (Helliwell et al., 2018). Neighborhood social composition refers to the demographic and socio-economic characteristics of residents within a specific

geographical area (Sharkey, 2018). It includes factors such as income inequality, racial segregation, and residential mobility, which influence social interactions, access to resources, and community dynamics (Chetty et al., 2016). Understanding neighborhood social composition is essential for identifying social disparities, promoting social inclusion, and designing targeted interventions (Sampson, 2019). Social capital plays a crucial role in fostering collaboration and mobilizing resources. High levels of social capital within a community are associated with increased civic engagement, improved access to information, and enhanced problem-solving capabilities (Woolcock & Narayan, 2000). The shared norms and networks inherent in social capital provide a foundation for collective action, enabling communities to address common challenges, implement development projects, and navigate change more effectively. Moreover, social capital contributes to the creation of a supportive and resilient community fabric, enhancing the overall quality of life for its members.

The urban landscape is undergoing rapid transformations globally, and understanding the dynamics of community development within specific urban areas is paramount for sustainable urbanization. Sheger City, particularly in the FuriSubcity area, stands as a microcosm reflecting the complexities and challenges associated with urban community development. Community development is a process aimed at improving the well-being of individuals and groups within a community by enhancing social, economic, and environmental conditions (Green & Haines, 2012). It involves empowering community members, building local capacity, and fostering collaboration among stakeholders to address shared challenges and pursue common goals.

Community development approaches vary but often emphasize participation, sustainability, and social justice. Furisubcity, situated within Sheger city, is a vibrant and diverse community characterized by a rich cultural heritage and socio-economic diversity in Ethiopia. The community comprises residents from various ethnic, religious, and socio-economic backgrounds, contributing to its unique identity and social fabric. Furi is known for its bustling marketplaces, cultural events, and communal gathering spaces, which serve as hubs for social interaction and exchange. Despite facing challenges such as unemployment and poverty, Furi residents demonstrate resilience and solidarity through community-based initiatives and mutual support networks. The FuriSubcity, is not merely a geographic entity but a social ecosystem where community members interact, cooperate, and collectively engage in endeavors that shape their shared environment. Understanding the role of social capital in this context is crucial for

identifying pathways to enhance community development. Studies have shown that high levels of social capital can positively impact various aspects of community life, such as health, education, economic, political cultural and economic well-being (Bourdieu, 1986; Woolcock & Narayan, 2000). This study focuses on economic, political and cultural aspect of community development.

Examining the interplay between social capital and community development in Sheger City's FuriSubcity area will shed light on the intricate relationships that shape the urban fabric. As urbanization intensifies, there is a growing need to foster community cohesion and resilience. This study will contribute to the academic literature by providing empirical insights into how social capital operates in an urban context, offering valuable knowledge for policymakers, community leaders, and researchers aiming to enhance community development strategies in rapidly evolving urban environments.

1.2. Statement of the problem

According to Dhesi(2000) social capital is not a single entity but rather a collection of distinct entities with a shared attribute: they are all composed of some elements of a social structure and they enable specific behaviors of those who are part of the structure. Moreover, social capital is described as "*institutions, relationships, attitudes, and values that govern interactions among people and contribute to economic and social development*"(Grootaert and Bastelaer, 2002). According to the criteria given previously as well as other ones, the word "social capital" is currently divided into the following categories for this study: (1) the levels of economic structure that social capital influences, which are classified as macro (national), meso (regional and communal), and micro (household or individual); (2) The bonding, bridging, and linking types, which are predicated on the ways in which social capital operates inside a community or among many groups of people and/or organizations in other communities.

In the urban landscape of Sheger City, particularly within the FuriSubcity area, the dynamics of community development are subject to a myriad of influences. One crucial factor that warrants investigation is the role of social capital in shaping the developmental trajectories of this community. Despite the growing recognition of social capital's importance in fostering cohesive and resilient communities (Putnam, 2000; Woolcock & Narayan, 2000), there is a dearth of

empirical research examining its specific impact on community development within the unique context of Sheger City.

This study examines the relation between social cohesion, social capital, and community development action. Literature review has found three broad approaches regarding social capital effects on community development. First, examined as the outward representation of social support and social leverages, individual-level social capital (Briggs 1998; Keyes et al.1996). Second, a number of previous studies have found that the level of social cohesion at the neighborhood level is associated with local development efforts (Fukuyama, 1995; Knack, & Keefer, 1997; Pargalet al., 2002). Third, a group of development case studies has focused on the synergy effects between bottom-up and top-down levels of social capital and social cohesion, arguing that a failure in either level may preclude the process of community development (Evans, 1996; Ostrom, 1996; Woolcock, 2002). Unfortunately, despite decades of research using a variety of methods, the topic of whether social capital influences community development remains unanswered. The main source of this is disagreements in theory and methodology. Therefore, one of the goals of this research is to narrow this gap by making some more study in this area.

The problem at hand is multifaceted. Firstly, there is a need to understand the current state of social capital within the FuriSubcity area. Are there robust social networks, high levels of trust, and shared values among community members? Additionally, exploring how different social groups within this area contribute to and benefit from social capital is essential for a nuanced understanding of community dynamics. Secondly, despite the theoretical underpinnings suggesting a positive correlation between social capital and community development (Coleman, 1988; Bourdieu, 1986), it remains unclear how social capital operates within the specific urban context of Sheger City. Is social capital a driving force behind community initiatives, resource mobilization, and problem-solving endeavors?

Furthermore, the problem statement extends to the identification of potential challenges that may hinder the effective utilization of social capital for community development in FuriSubcity. Rapid urbanization, demographic shifts, and socio-economic disparities could pose obstacles to the formation and utilization of social capital. Lastly, the existing gap in literature highlights the necessity for a study that not only explores the relationship between social capital and

community development but also provides practical insights for policymakers and community leaders in Sheger City.

This research tries to address the broader issues of community development, community resilience, and social cohesion within the specific context of Sheger City's FuriSubcity area. By examining the role of social capital in community development, the study aims to contribute valuable knowledge that can inform targeted interventions, policies, and community-driven initiatives to enhance the overall well-being of the residents in FuriSubcity.

1.3. Research questions

I. The role of bonding, bridging, and linking capital in community development:

According to the network dynamic model, community development action is primarily explained by individual-level social capital, which includes bonding, bridging, and linking. This is because the nature of social networks influences the relationship between social capital and community development (Briggs, 2002; Burt, 2001; Wellman, & Berkowitz, 1998). Furthermore, these academics concur that social networks can be a significant advantage for some populations but not for others. Accordingly, the following are the study questions for this model:

- i. To what extent does social bonding capital increase the likelihood that locals will take part in community development?
- ii. To what extent does social bridging capital increase the likelihood of locals will take part in community development?
- iii. To what extent does social linking capital increase the likelihood that locals will take part in community development?
- iv. How is the impact of social capital, which includes bonding, bridging, and linking capital, uniform among various socioeconomic levels on community development initiatives?

II. The role of the neighborhood social cohesion in community development:

Social cohesiveness is a crucial explanatory component for community development in the collective efficacy model. According to earlier research, residents in areas with high levels of cohesion adhere to norms that promote cooperation and solidarity among neighbors (Putnam,

1993; Sampson et al., 1997; Gitell& Vidal, 1998). Thus, the following questions are addressed by this study:

- v. To what extent does social cohesiveness in the area of Sheger city Furi sub-city encourage locals to take part in community development?
- vi. What is the level of relationship between the social composition of a neighborhood—such as income disparity, poverty, segregation, and stability—and the community development actions taken by its members?

1.4. Objective of the study

1.4.1. General objective of the study

The main objective of this research was to assess the role of social capital on community development.

1.4.2. Specific objective of the study

The specific objective of the research seeks to:

- i. Examine the extent that social bonding capital impacts the locals that will take part in community development.
- ii. Determine the extent that social bridging capital impacts the locals that will take part in community development.
- iii. Determine the extent that social linking capital impacts the locals that will take part in community development.
- iv. Examine social cohesiveness of the Sheger city Furi sub-city community participation
- v. Identify the relationship between the social composition of a Sheger city Furi sub-city neighborhood—such as income disparity, poverty, segregation, and stability—and the community development actions taken by its members

1.5. Significance of the study

The primary target group of this research is the residents of Furi subcity in Sheger city. Understanding the role of social capital in community development directly impacts the residents' well-being, social cohesion, and overall quality of life. By identifying the factors that contribute to social capital formation and its impact on community development, residents can actively engage in community-building activities and leverage existing social networks for collective action. The significance of this study could also be for local community organizations, including NGOs, grassroots associations, and neighborhood committees which are key stakeholders in community development efforts. They play a crucial role in mobilizing resources, coordinating initiatives, and advocating for the interests of community members. This research can provide valuable insights into how social capital can be harnessed to strengthen the capacity of these organizations, enhance collaboration among stakeholders, and promote sustainable community development outcomes.

Local government authorities, including municipal officials and policymakers, are primary stakeholders in community development initiatives. They are responsible for formulating policies, allocating resources, and implementing programs that address the needs of residents. This research could help policymakers understand the importance of social capital in shaping community development outcomes and informs decision-making processes related to urban planning, social services, and infrastructure development. Community leaders, activists, and opinion-makers play a critical role in shaping social norms, fostering civic engagement, and promoting community resilience. By recognizing the significance of social capital, these stakeholders can advocate for inclusive policies, facilitate dialogue among diverse groups, and mobilize community resources for collective action. This research provides evidence-based strategies for community leaders to strengthen social ties, build trust, and address social inequalities within Furisubcity.

Researchers, scholars, and academics interested in community development, social capital, and urban studies are secondary stakeholders in this research. The findings contribute to the existing body of knowledge on social capital theory, community resilience, and participatory development approaches. By disseminating research findings through academic publications, conferences, and workshops, secondary stakeholders can contribute to ongoing discussions on

sustainable urban development and social inclusion. International development agencies, non-profit organizations, and donor agencies working in the field of community development are also secondary stakeholders in this research. They rely on evidence-based research to design and implement effective interventions, allocate funding, and monitor project outcomes. By incorporating insights from this research into their programming strategies, international development agencies could support locally-driven initiatives, promote community empowerment, and foster inclusive growth in urban areas like Furi subcity.

1.6.Scope of the study

This research focuses on investigating the role of social capital in the context of community development within the Sheger city Furi sub-city area of Oromia, Ethiopia. The conceptual scope encompasses an in-depth examination of the intricate social networks, trust relationships, and community interactions that contribute to or hinder the development initiatives in this specific urban setting. Regarding methodological scope, the research employed a mixed-methods approach, combining qualitative interviews, surveys, and social network analysis to explore the nuances of social capital dynamics. In the context of geographical scope, by narrowing the focus to Sheger city Furi sub-city, the study aims to provide a localized understanding of how social capital operates within an Ethiopian urban context, taking into account the diverse cultural and ethnic composition of Oromia. This scope allows for a more tailored and context-specific examination, shedding light on the unique factors that shape social capital and its implications for community development in this particular geographic area.

The study also has social capital theoretical scope and geographical scope. In this research on the role of social capital in community development within Sheger city's Furisubcity, the theoretical scopes encompass social capital, social cohesion, and neighborhood social composition. Social capital theory provides a framework for understanding the networks, trust, and shared values that facilitate cooperation and collective action among community members. Social cohesion theory emphasizes the importance of connectedness, solidarity, and mutual support within the community, contributing to its resilience and well-being. Additionally, examining neighborhood social composition allows for an exploration of the demographic and socio-economic characteristics that shape social interactions, access to resources, and community dynamics. The population scope of the study encompasses the diverse residents of Furi subcity, including

individuals of all ages, ethnicities, and socio-economic backgrounds, aiming to capture a comprehensive understanding of social capital formation and its impact on community development outcomes.

1.7. Limitations of the study

One limitation of this research stems from the inherent challenge of capturing the complexity of social capital within a specific sub-city area. While the study focuses on Sheger city Furi sub-city in Oromia, Ethiopia, it may encounter difficulties in fully representing the diversity and heterogeneity within this urban context. Social capital is a multifaceted concept influenced by numerous factors, including cultural, economic, and historical dimensions. As highlighted by Woolcock and Narayan (2000), the limitations of studying social capital in isolation can lead to *oversimplification*. Therefore, the findings of this research may offer insights into the dynamics of social capital within Sheger city Furi sub-city but may not fully generalize to other sub-city areas in Oromia, or other areas necessitating caution in applying the results to a broader regional or national context.

This temporal limitation is in line with the dynamic nature of social capital highlighted by Lin (2001), who emphasizes that social networks are subject to change and adaptation. To address this limitation, the research design should acknowledge the temporal constraints in the interpretation of results. Additionally, the findings may be more indicative of a specific moment in time, and caution should be exercised when drawing long-term conclusions about the enduring impact of social capital on community development in Sheger city Furi sub-city, Oromia, Ethiopia.

1.8. Operational definition of terms

- **Social Capital:** The networks, relationships, and norms that enable collective action within the Furi Sub-City communities, measured by the frequency of community meetings, the density of social networks, and levels of trust among community members.
- **Community Development:** The process by which Furi Sub-City communities improve their economic, social, and environmental conditions, assessed through indicators such as infrastructure development, employment rates, and access to social services.

- **Networks:** The interconnected relationships among individuals and groups within the Furi Sub-City, quantified by the number and diversity of connections individuals have with others in their community.
- **Trust:** The confidence community members have in each other's reliability and integrity, measured by survey responses indicating levels of trust in neighbors, local leaders, and institutions.
- **Collective Action:** The efforts undertaken by the Furi Sub-City communities to achieve common goals, evaluated through the number and success rate of community-initiated projects and activities.
- **Norms:** The shared expectations and rules guiding behavior within the Furi Sub-City communities, assessed by the prevalence and adherence to communal norms and customs.
- **Civic Participation:** The involvement of community members in local governance and decision-making processes, measured by voter turnout, attendance at community meetings, and membership in local organizations.
- **Community Cohesion:** The sense of solidarity and unity among community members in the Furi Sub-City, evaluated through survey responses and the frequency of communal events and gatherings.
- **Economic Development:** The improvement in economic conditions within the Furi Sub-City communities, assessed by changes in income levels, employment rates, and business growth.
- **Social Services:** The availability and accessibility of essential services such as education, healthcare, and social welfare in the Furi Sub-City, measured by the number of facilities, service quality, and user satisfaction.

1.9 Organization of the study

The study is organized into five chapters. The first chapter will introduce the background of the study, company background, and statement of problem, the research objectives, and research questions. In addition, it includes significance of the study, limitations of the study and scope of the study. The second chapter presents both theoretical and empirical review of the related literatures and hypotheses. The third chapter deals with methodology of the study including ethical considerations, questionnaire development and validity of the research. The fourth

chapter is mainly concerned with the analysis of collected data and presents discussions of the research outcome. The last chapter, which is chapter five, presents the conclusion and the recommendations drawn from findings of the research with implications and recommendations for further research.

CHAPTER TWO

2. REVIEW OF RELATED LITERATURE

2.1. Introduction

This chapter discusses theoretical and empirical literature relevant to the study. Accordingly, it is divided into four broad sections: theoretical literature review, empirical literature review, summary and knowledge gape, and conceptual framework.

2.2. Theoretical review of the study

2.2.1. Social capital theory

The widely held belief on social capital is that via utilizing social, economic, and political resources, one's social connections and community norms create significant assets and possibilities. Social relationship values have long been seen as having both individual and group significance throughout the history of social science. Woolcock (1998) indicated that relevant discussions can be traced back to the writings of Tönnies, Tocqueville, Durkheim, Simmel, Marx, and Weber where *three contemporary theoretical* stances will be looked at as the *cornerstone* of social capital theory in a survey of theoretical perspectives.

2.2.1.1. *Social Capital as Individual Advantage - James Coleman*

Coleman (1988) explores the concept of social capital as an individual advantage within the broader framework of human capital development. Coleman(1988) contends that social capital, defined as the resources embedded in social networks, plays a crucial role in shaping an individual's educational and economic outcomes (Coleman,1988). He argues that individuals can derive benefits from their social connections, such as access to information, support, and opportunities, which contribute to the accumulation of human capital. He proposes that individuals can leverage their position within social networks to access valuable resources, information, and opportunities not readily available to those outside those networks. This access can provide individuals with career advancement, social mobility, and other forms of personal gain. However, Coleman emphasizes that the benefits derived from social capital are unevenly

distributed, potentially exacerbating existing inequalities and creating barriers for those excluded from strong networks. Coleman's work emphasizes the importance of understanding social structures and relationships in explaining disparities in educational achievements and economic success. This foundational article has had a lasting impact on the study of social capital, influencing subsequent research exploring the intricate interplay between social networks and individual advantages.

2.2.1.2. Social Capital as Power Relation -Pierre Bourdieu

Pierre Bourdieu, a prominent sociologist, conceptualized social capital as a property of the individual, derived primarily from one's social position and status. Unlike other conceptualizations, Bourdieu's theory of social capital is grounded in the notion of power relations, where social capital is based on the idea of power over, rather than power to. He viewed social capital as a form of capital that is not uniformly available to members of a group or collective, but rather, it is irreducibly attached to class and other forms of stratification. Bourdieu's conceptualization of social capital is based on the recognition that capital is fundamentally linked to social reproduction and symbolic power, emphasizing structural constraints and unequal access to institutional resources, such as those related to gender and race. His analysis delves into how certain groups and individuals possess a distinct advantage in social interactions based on their possession and strategic use of cultural capital, economic capital, and social capital. Bourdieu's conceptualization of social capital as a power relation highlights the intricate ways in which social structures shape and perpetuate inequalities. (Bourdieu, 1986).

Bourdieu & Wacquant (1992) work on social capital has been influential in the social sciences, particularly in the fields of sociology and public health. Their theory of social capital as a power relation has been used to analyze the impact of social capital on health behaviors and to understand the influence of different forms of capital, such as economic, cultural, and social capital, on individual health outcomes. Bourdieu's conceptualization of social capital has also been used to examine group disparities in the relationship between different forms of capital and health behaviors, shedding light on the structured hierarchical space with its own operating rules and power relations, in which different actors occupy dominant or subordinate positions determined by the volume of each capital relative amounts of different capitals.

2.2.1.3. Social Capital as a Collective Asset – Robert Putnam

As it is depicted by Kim(2006) Robert Putnam, a prominent political scientist, has contributed significantly to the conceptualization of social capital as a collective asset. He argues that social capital is not only a private good but also a collective and non-exclusive good, characterizing whole communities and enabling them to function effectively. Putnam suggests that living in a high social capital area can lead to "spill over" benefits gained from residing in a community with high social capital, emphasizing the collective nature of this resource. In his work, Putnam explores the idea that social capital is embedded in the networks of relationships among people who live and work in a particular society, and it is this collective feature that contributes to the effective functioning of the society as a whole.

Putnam's conceptualization of social capital as a collective asset has been influential in various fields, including sociology, public health, and political science. His work has emphasized the importance of social ties within and between groups in a community, as well as between citizens and various political institutions in a society, highlighting the collective nature of social capital and its role in promoting effective social functioning. This perspective has informed research and policy discussions on the significance of social capital in fostering community well-being and civic engagement, underscoring the broader, collective benefits that arise from the presence of social capital within a given community(Putnam,2000)..

2.2.2. Comparison of the three theories

Understanding social capital as a key component of community development necessitates engaging with the different theoretical perspectives advanced by scholars like James Coleman, Pierre Bourdieu, and Robert Putnam. Each offers a distinct lens through which to examine the intricacies of social networks, trust, and shared values, and their impact on individual and collective progress.

i. Individual Advantage vs. Collective Asset:

Coleman (1988) views social capital as an individual asset, providing access to valuable resources and opportunities through network connections. This perspective highlights the benefits

individuals accrue from being embedded in strong social networks, potentially leading to career advancement, information sharing, and social mobility. However, it can also lead to the exclusion of individuals outside these networks, exacerbating existing inequalities (Coleman, 1990).

In contrast, Putnam (2000) emphasizes social capital as a collective asset. He argues that strong social networks, trust, and shared values within communities foster cooperation, civic engagement, and collective action for the common good. This "horizontal solidarity" promotes economic development, social well-being, and strengthens institutions within the community. However, this focus on community-level benefits risks overlooking the individual dynamics of power and exclusion within networks.

ii. Individual Advantage vs Power Relation

Coleman's focus on individual advantage highlights the benefits individuals accrue through their position within social networks. He argues that access to valuable resources, information, and opportunities through network connections can lead to career advancement, social mobility, and other personal gains (Coleman, 1988). This perspective resonates with empirical findings showcasing the tangible benefits of strong social ties for individual well-being and success (Lin, 2001). However, it can also be criticized for overlooking the potential exclusion of individuals outside these networks, potentially exacerbating existing inequalities (Coleman, 1990).

Bourdieu's theory, emphasizing power relations, delves deeper into the unequal distribution of social capital. He posits that social capital acts as a form of power, enabling individuals with high levels of cultural capital and embeddedness in dominant social structures to mobilize resources and opportunities (Bourdieu, 1986). This perspective illuminates the complex interplay between social capital and existing power dynamics, offering explanations for why certain groups remain disadvantaged despite belonging to strong networks. However, it can be argued that Bourdieu's focus on power structures downplays the potential for agency and collective action within communities to challenge inequalities and leverage social capital for broader social change (Putnam, 2000).

In conclusion, both Coleman and Bourdieu offer valuable lenses through which to examine social capital. While Coleman provides insights into the individual benefits and potential pitfalls

of network connections, Bourdieu highlights the crucial role of power relations in shaping access to these benefits. Recognizing the strengths and limitations of both perspectives is crucial for developing comprehensive and nuanced understandings of how social capital functions in the real world, informing policies and interventions aimed at harnessing its potential for equitable and sustainable development.

iii. Power Relation vs Collective Asset

Bourdieu's perspective on social capital as power relations highlights the unequal distribution of network benefits. He argues that individuals embedded in dominant social structures, with significant cultural capital, can leverage their social networks to mobilize resources and solidify their advantage (Bourdieu, 1986). This focus on power dynamics sheds light on the perpetuation of inequality and exclusion often observed within communities with strong social capital networks. However, it can also downplay the potential for collective action and agency within communities to challenge these power structures and harness social capital for broader social change (Putnam, 2000).

Putnam, on the other hand, champions social capital as a collective asset, emphasizing its potential to strengthen communities and facilitate collective action. He argues that trust, shared values, and strong network ties within communities act as valuable resources, fostering cooperation, civic engagement, and collective progress in areas like economic development and public health (Putnam, 2000). This perspective resonates with empirical evidence highlighting the positive societal impact of strong social capital on various development indicators (Woolcock & Narayan, 2000). However, it can be criticized for potentially overlooking the internal power dynamics within communities, where certain groups might be excluded from the benefits of collective action or experience social closure within networks (Portes & Sensenbrenner, 1993).

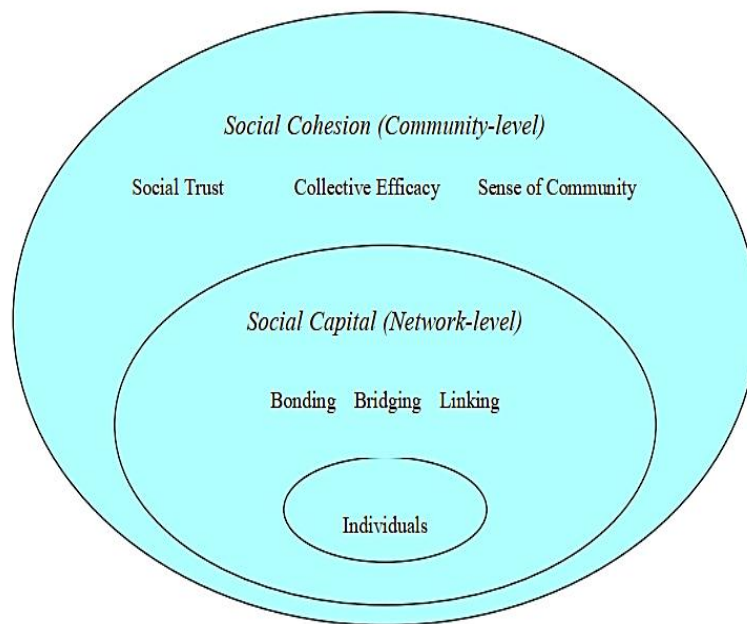
In general, all three perspectives acknowledge the importance of social networks, trust, and shared values in shaping individual and collective outcomes. They recognize that social capital is not merely a static attribute but evolves and adapts within specific contexts. Additionally, each theory acknowledges the potential benefits of strong social capital, pointing to its influence on resource access, well-being, and even community progress.

On the other hand, the theories diverge in their emphasis and potential pitfalls. Coleman's individual advantage perspective highlights the tangible benefits individuals accrue through network connections, potentially exacerbating inequalities for excluded groups (Coleman, 1988). Bourdieu's power relations lens delves deeper, exposing how social capital can be weaponized by dominant groups to consolidate their power and maintain the status quo (Bourdieu, 1986). Putnam's collective asset approach emphasizes the positive potential of social capital for communities, but risks overlooking internal power dynamics and potential exclusion faced by marginalized groups (Putnam, 2000).

2.2.3. Conceptualization of Social Capital

The figure below incorporates the theoretical concepts mentioned above to create a conceptual graphic. Several things are implied in the figure: 1) the different social relations actors; 2) social capital, or the social relations structure as a means of bonding, bridging, and linking; and 3) neighborhood-level social cohesion. Three circular presentations of them are made. Individuals are the innermost circle, and the social networks that surround them are a part of the larger environment.

Figure 1 Conceptualization of Social capital



Source: Kim(2006)

2.2.4. Definition of Social Capital

The phrase "social capital" could seem like an unusual combination of words. The term's conventional meaning—which comes from a financial mindset and simplifies complex social phenomena—does not align well with the sociological perspective. However, the phrase is an intriguing way to combine economics and sociology, making it a crucial conceptual innovation for cross-disciplinary and transdisciplinary theoretical integration. Bourdieu and Coleman initially established social capital theory and used the phrase "social capital" in a systematic manner. A person, a casual social group, a formal corporate operation, a network, an ethnic organization, or even the state can all be considered to have social capital. Character actors and their relationships, as well as the social institutions they are a part of, are the foundation of social capital theory. This implies that while a person may be able to influence their social capital in certain ways, they do not actually own it. Shared norms, beliefs, and attitudes within social groupings are connected to many aspects of social capital. Social capital is detectable at every level of social organization,

from the level of the person to the level of the state, and it exists at every level of identity and affiliation, that is, within a social grouping (Rahman & Rahman, 2021).

According to Rahman & Rahman (2021) Social capital is a combination of a set of shared values that allows people to work together in a group to achieve efficiently a general motive. The idea is normally used to describe how participants are able to make group collectively in society to live harmoniously. It is defined by the OECD (2001) as “networks together with. shared norms, values and understandings that facilitate co-operation within or among groups”. In this definition, it can be thought of networks as real-world links between groups or individuals. According to Putnam (1993) Social capital refers to 'features of social organizations, such as networks, norms and trust that facilitate action and cooperation for mutual benefit.’ Putnam agrees with Coleman that social capital is an attribute that has the potential to promote interpersonal cooperation. It symbolizes the advantageous outcomes of friendliness, which makes it extremely significant in social interactions. This is so because social capital is what makes social exchange possible—shared norms, values, and a sense of belonging. Our society, economy, institutions, and political system would not be possible without social capital.

2.2.5. Forms of Social Capital

The structural features of social capital are captured by a variety of dimensional approaches (Gittel& Vidal, 1998;Woolcock,2001). Three types of social capital are typically suggested by these studies: bonding, bridging, and additional linking social capital. This distinction is adopted by the current study (Woolcock, 2001). The junction of the three types of social capital is depicted in the figure below.

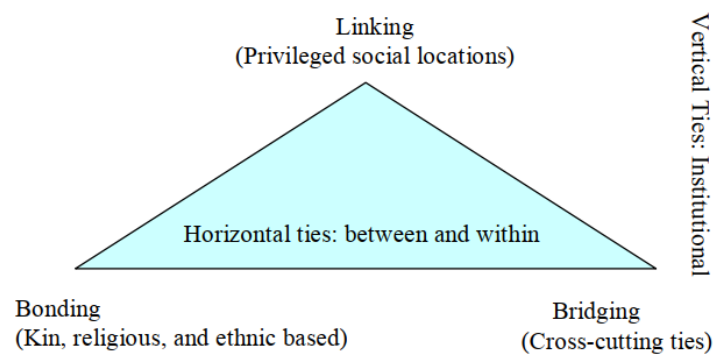
Social Bonding Capital: bonding capital refers to the ties and relationships formed within close-knit groups or communities where individuals share similar characteristics, experiences, or identities. According to Sampson et al. (1997) bonding capital, emphasizes its role in fostering social control and cohesion within neighborhoods. Their authors study demonstrates that communities with strong social bonding capital are better equipped to address and prevent crime. The authors argue that close social ties lead to shared values and a collective sense of efficacy, contributing to a safer and more cohesive community. This perspective aligns with the work of

Putnam (2000), who discusses the importance of social capital in building trust and reciprocity within tightly-knit social circles.

Social Bridging Capital: bridging capital refers to connections between diverse groups or individuals, transcending immediate social circles. Findings of Granovetter(1973) sheds light on the concept of bridging capital, emphasizing the value of weak ties in accessing novel information and opportunities. Weak ties, which connect individuals across different social groups, serve as conduits for diverse perspectives and resources. The author argues that strong ties (representing social bonding capital) tend to circulate redundant information, while weak ties provide access to non-redundant information crucial for innovation and mobility. This perspective aligns with the broader societal benefits discussed by Lin (1999), who highlights how social bridging capital contributes to social cohesion and collaboration across diverse communities.

Social Linking Capital: linking capital involves connections and relationships between individuals or groups and formal institutions or authorities. Paldam (2000) discusses social linking capital in the context of social capital's impact on the quality of government institutions. The author argues that social linking capital is crucial for trust in institutions and effective governance. Trust in formal institutions, such as government agencies, is considered a form of social linking capital that enhances the overall social and economic development of a society. This perspective aligns with research by Woolcock and Narayan (2000), who emphasize the importance of social linking capital in building relationships between citizens and formal organizations for effective development outcomes.

Figure 2 Forms of Social capital



Source: Kim(2006)

2.2.6. Social Cohesion

Social cohesion refers to the degree of connectedness and solidarity within a society, encompassing the bonds that tie individuals and communities together. Research by Putnam (2000) examines the concept of social cohesion in the context of declining civic engagement in the United States. Putnam argues that the erosion of social capital, including reduced participation in social organizations and declining trust in institutions, has contributed to a weakened sense of social cohesion. He highlights the importance of social connections in building a cohesive and vibrant community, emphasizing that social cohesion fosters mutual trust, reciprocity, and collective well-being. Putnam's work underscores the significance of strong social bonds for a resilient and cohesive society.

According to Putnam(2000) one of the key aspects of social cohesion is the presence of social bonds, which are the connections and relationships that exist between individuals or groups. These bonds can be based on shared interests, values, or experiences, and they help to create a sense of community and belonging. Social cohesion can also be fostered through the development of social capital, which refers to the networks and relationships that exist between individuals or groups. Social capital can facilitate cooperation, trust, and mutual support, which are all important for promoting social cohesion. Another important aspect of social cohesion is the presence of social norms, which are the shared expectations and values that guide the behavior of individuals or groups. Social norms help to create a sense of order and predictability within a group or society, which can contribute to social cohesion. Additionally, social norms can help to promote prosocial behavior and reduce conflict, which are both important for maintaining social

Social cohesion is a multifaceted concept with implications for various domains, including public health. Berkman and Glass (2000) explore the link between social cohesion and health outcomes in their article. The authors argue that social cohesion, manifested through strong social ties and supportive networks, positively influences health by acting as a protective factor against various physical and mental health issues. Their research demonstrates that individuals with greater social cohesion and supportive relationships are more likely to experience positive health outcomes. This perspective reinforces the idea that social cohesion is not only crucial for the vitality of communities but also plays a pivotal role in promoting individual well-being.

2.2.7. Community Development

According to Kim(2006) "A process where community members come together to take collective action and generate solutions to common problems" is how the UN describes community development. When asked, how does social capital improve our comprehension of community in day-to-day living? It fosters a culture of mutual respect, trust, kindness, and unity that is advantageous to all those with whom we come into contact. It fosters a sense of community, enhances the operation of social clubs and organizations, and offers priceless social assistance.

In accordance with Chaskin and Joseph (2015) community development is a dynamic process aimed at enhancing the social, economic, and cultural well-being of a community through collaborative efforts and sustainable initiatives. The authors emphasize the importance of community-driven partnerships in fostering sustainable development. The study explores how social capital within communities plays a pivotal role in driving positive outcomes in community development initiatives. The authors argue that effective community development requires active engagement, inclusive decision-making, and the mobilization of social networks to address the diverse needs of residents. This research underscores the intricate interplay between social capital and community development, highlighting the significance of harnessing local resources and networks to create resilient and empowered communities. Brushett(2004) highlighted that community development encompasses a wide range of initiatives, including social, economic, and environmental endeavors, and is characterized by a collaborative and participatory approach. It aims to empower community members, build social capital, and foster sustainable development by addressing local needs and aspirations. This process is often driven by the collective efforts of residents, community-based organizations, businesses, and government agencies, and it seeks to promote social cohesion, equity, and resilience within communities.

2.3. Empirical Review

Research exploring the role of social capital in community development has yielded valuable insights into the ways social connections contribute to the growth and well-being of communities. A study by Aldrich and Meyer (2015), found that communities with higher levels of social capital demonstrated greater resilience in the face of challenges. The research suggests that the strength

of social ties, trust, and cooperation within a community positively influences its ability to adapt, recover, and foster sustainable development. Another significant finding in the realm of social capital and community development is highlighted in the work of Kawachi and Berkman (2000) in their article. This study underscores the link between social capital and positive health outcomes within communities. The authors argue that communities with higher levels of social cohesion and interconnectedness tend to have better health indicators. This research emphasizes the role of social capital not only in fostering economic development but also in contributing to the overall well-being of community members.

According to Kim(2006) the role of social capital in community development has been a topic of interest in various fields, including sociology, economics, and political science. Social capital refers to the networks and relationships that exist between individuals and groups, and it plays a crucial role in promoting social cohesion, trust, and cooperation. In this context, social capital can be seen as a key driver of community development, as it facilitates the exchange of resources, ideas, and information, and helps to build trust and social cohesion within and between communities. One of the key findings in the literature on social capital and community development is the importance of social networks and relationships in promoting community development. Social networks can facilitate the exchange of resources, ideas, and information, and help to build trust and social cohesion within and between communities. For example, a study of four cities as case studies found that social capital can help or hinder community development by establishing trust-based networks among families, communities, and organizations.

Another study by Narayan and Pritchett (1999)found that the relationship between household income, social capital, and community development. The findings suggest that while higher income levels contribute to increased access to resources, the presence of social capital within communities mediates the impact of income on community development. This research emphasizes the importance of recognizing the synergistic effects of social capital and economic resources in driving sustainable community development.

In a study by Lin and Erickson (2008), the researchers explore how social capital influences the effectiveness of community organizations. The findings indicate that community organizations with high levels of social capital are better equipped to mobilize resources, garner support, and

implement successful development projects. This highlights the instrumental role that social capital plays in enhancing the capacity of community organizations to lead and contribute to sustainable community development. Research by Pretty et al. (1996) delves into the intersection of social capital and environmental sustainability. The findings suggest that communities with higher levels of social capital are more likely to engage in collective environmental stewardship. The study emphasizes that social connections foster a sense of shared responsibility for the environment, resulting in practices that contribute to sustainable development and the preservation of natural resources. A study by Harpham et al. (2002) explores the role of social capital in health-related community development. The research underscores the impact of social capital on health behaviors and outcomes. Communities with higher levels of social capital, as measured through trust, reciprocity, and social participation, exhibit better health outcomes. This highlights the interconnectedness between social capital and various facets of community well-being, including health.

Strong social ties within close-knit communities, known as bonding capital, can play a significant role in individual and collective well-being. Studies by Szreter and Woolcock (2004) suggest that bonding capital provides emotional support, information sharing, and a sense of belonging, leading to improved mental health and even physical health outcomes (Kawachi & Berkman, 2001). For example, dense networks within neighborhoods can offer childcare assistance, emotional support during hardships, and opportunities for collective action addressing local needs. In the realm of bridging capital, connecting individuals and groups from diverse backgrounds, fosters social cohesion, tolerance, and collaborative problem-solving (Putnam, 2000). Research by Portes and Sensenbrenner (1993) highlights how bridging capital facilitates information exchange and resource sharing across social boundaries, empowering communities to tackle shared challenges. Examples include interfaith dialogue groups working on social justice issues or diverse community leaders collaborating on environmental clean-up projects. In the context of linking capital, connecting communities to external resources and institutions, plays a crucial role in securing resources, knowledge, and opportunities for community development (Lin, 2001). Studies by Woolcock and Narayan (2000) demonstrate how strong ties with external actors like government agencies, NGOs, and private sector organizations can provide

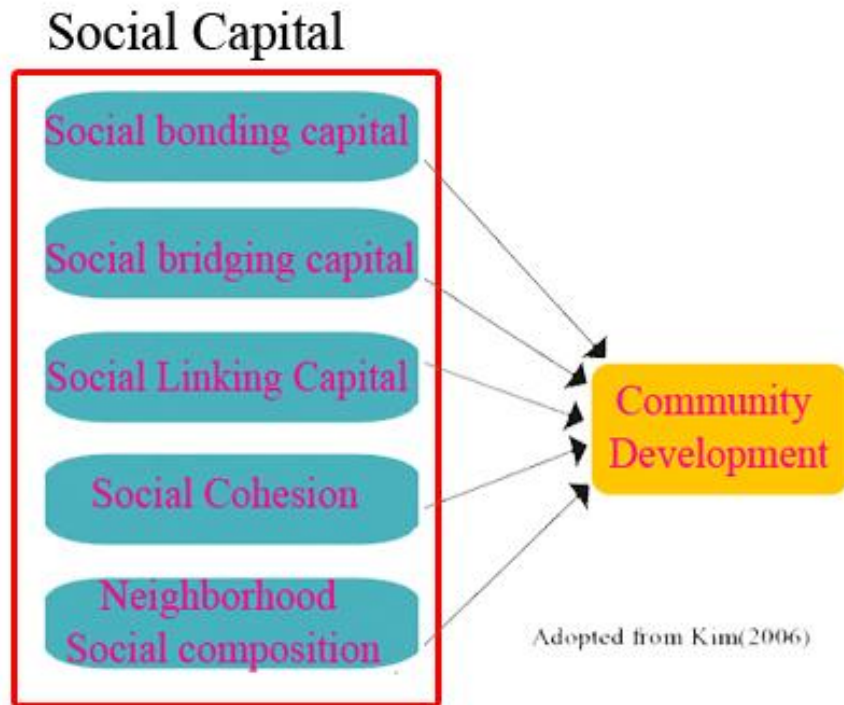
communities with access to funding, technical expertise, and wider networks. However, it's important to ensure inclusivity and prevent undue influence from external actors.

Research by Bourdieu (1986) cautions that social capital is not equally distributed and can perpetuate inequality. He argues that dominant groups often possess more social capital, leveraging their networks and positions to maintain their advantages while excluding marginal groups. Therefore, it's crucial to consider how power dynamics operate within communities and design interventions that promote equitable access to the benefits of social capital. Further, beyond its individual-level benefits, social capital can empower communities to act collectively and advocate for their interests. Putnam (2000) suggests that strong social networks and shared values facilitate trust and cooperation, enabling communities to mobilize resources, address local challenges, and influence decision-making processes. Examples include community pressure groups advocating for improved local services or residents collectively lobbying for infrastructure development. The impact of social capital on community development is context-specific and influenced by various factors like culture, history, and political structures. Researchers like Cornwall and Sherwood (2016) emphasize the importance of understanding local contexts and designing interventions that are culturally appropriate and responsive to community needs. This ensures that social capital initiatives effectively complement existing community dynamics and contribute to sustainable development.

2.4. Conceptual Framework

The previously revised literature served as the basis for the conceptual framework that follows.

Figure 3 *Conceptual framework*



2.5. Research Gap

Despite the extensive research on social capital and its role in community development, there remains a significant gap in understanding how these dynamics specifically manifest in urban settings such as Sheger City's Furi Sub City. Much of the existing literature has predominantly focused on general or rural contexts, highlighting the importance of social ties, trust, and cooperation in fostering community resilience and health outcomes. However, these studies do not fully address the unique challenges and opportunities present in rapidly urbanizing areas. Urban environments often feature diverse populations, higher population densities, and different social dynamics compared to rural areas, suggesting that the forms and impacts of social capital—especially in terms of social bonding, bridging, and linking capital—might differ substantially (Bhandari & Yasunobu, 2021; Wu, 2020). Additionally, the role of social cohesion and

neighborhood social composition in fostering community development within such urban contexts needs further exploration (Larsen et al., 2022).

Moreover, while previous studies emphasized the synergistic effects of social capital and economic resources, there is a lack of empirical research specifically examining how these interactions play out in the context of Sheger City's Furi Sub City (Beugelsdijk & van Schaik, 2020; Claridge, 2018). This area may have distinct socio-economic and cultural characteristics that influence the formation and utility of social capital. Furthermore, existing research points to the unequal distribution of social capital and its potential to perpetuate inequality, yet there is insufficient investigation into how these dynamics are manifested in Furi Sub City's heterogeneous and potentially stratified urban landscape (de Souza Briggs, 2019). Addressing these gaps can provide a more nuanced understanding of how social bonding, bridging, and linking capital, as well as social cohesion and neighborhood social composition, can be leveraged to promote inclusive and sustainable community development in urban settings.

CHAPTER THREE

3. RESEARCH METHODOLOGY

3.1. Introduction

In this chapter the researcher explores into the systematic approach employed to investigate the intricate relationship between social capital and community development within Furi subcity. The methods and methodology outlined herein serve as the foundation for understanding the mechanisms through which social capital influences various aspects of community development, including social cohesion, and neighborhood social composition. Through a mixed-methods approach integrating quantitative surveys and qualitative interviews, this study aims to capture the richness and complexity of social interactions, networks, and norms within the community. By employing rigorous methodological procedures, including sampling techniques, data collection methods, and analytical frameworks, this chapter establishes the framework for conducting a comprehensive analysis of social capital dynamics and their implications for community development initiatives in Furi subcity.

3.2. Research Design

Akhtar (2016) says that research is valid and usable when its conclusion is correct, and he defined research design as “the conceptual blueprint within which research is conducted”. Similar to this assertion author like Zikmund (1988) stated that research design is “a master plan specifying the methods and procedure for collecting and analyzing the needed information”.

This research will be valid and usable when its conclusion is correct and investigate the role of different social capital factors have on community development of Oromia region, Sheger city Furi subcity of Ethiopia. Hence, this study adopted the explanatory research design accompanied with descriptive one. Explanatory research is defined by Goundar (2012) as “attempts to clarify why and how there is a relationship between two or more aspects of situation or phenomenon”. Rahi (2017) has explained that this type of research supports one to get fresh insight into a situation in order to build, elaborate, extend or test a theory.

According to Creswell(2014) research is the process of making assertions, then refining or discarding some of them in favor of stronger claims. Research entails more than simply gathering and reporting data. Research frequently yields not answers to questions one already knows the answers to, but new sets of questions that hadn't considered. It's like gold mining: onedig out a lot of dirt, select out a few nuggets, and dump the rest. Ahamd et al.(2019) reveal that research is the most extensively utilized tool for expanding and brushing up on one's knowledge of something or someone.

Naidoo (2011) states that research is the methodical investigation of nature and society with the goal of validating, refining, and generating new knowledge. It contains a number of qualities that distinguish it, without which it would be reduced to the simple (though crucial) act of gathering information. The act of acquiring information and verifying data is not considered research in and of itself. At its best, data collecting is critical to our daily existence.

According to Thomas (2021) a methodical search for answering a specific question, solving an issue, or gathering information, especially for a project, literary work, or other purpose, is known as research. The term "research" is used in academic fields to describe activities such as defining, redefining, and solving problems; observing facts and their interpretation; formulating hypotheses and testing them through experiments; revising existing theories and laws; and practical application of previously generated information.

As indicated before the proposed research design for this study employed a mixed-methods approach, combining both quantitative and qualitative methods to comprehensively investigate the intricate relationship between social capital and community development within Furi subcity. This mixed-methods design was best suited for capturing the multifaceted nature of social capital and its impact on various dimensions of community development, including social cohesion, neighborhood social composition (Creswell & Plano Clark, 2018). This research used a mixed research approach and this approach allows for a holistic examination of the research problem by integrating quantitative data on social capital indicators (e.g., network density, trust levels) with qualitative insights into community members' perceptions, experiences, and narratives regarding social interactions and development processes within Furisubcity. This design enables researchers to uncover nuanced patterns, relationships, and contextual factors that shape the

dynamics of social capital and its influence on community development outcomes (Teddle & Tashakkori, 2012).

This research design has a few important advantages for the study. By combining quantitative and qualitative data collection methods, this research design provides a comprehensive understanding of the interplay between social capital and community development in Furisubcity. Quantitative measures offer statistical rigor and generalizability, while qualitative data offer depth, richness, and contextual insights (Creswell & Creswell, 2017). The use of multiple data sources and methods facilitates triangulation and validation of findings, enhancing the credibility and reliability of the study's conclusions. Triangulation involves comparing and contrasting findings from different data sources to corroborate patterns and themes, thereby strengthening the validity of research findings (Denzin, 2017). Moreover, qualitative data allow the study to explore the underlying mechanisms, processes, and meanings associated with social capital and community development, offering rich insights that may not be captured through quantitative measures alone.

This depth of understanding is crucial for informing targeted interventions and policy recommendations aimed at enhancing community well-being and resilience (Teddle & Yu, 2007). Further, qualitative methods, such as interviews, provide opportunities for meaningful engagement with community members, stakeholders, and local organizations, fostering participatory research practices and ensuring that the study's findings are grounded in the lived experiences and perspectives of those directly affected by social capital dynamics (Creswell & Creswell, 2017). A mixed-methods design offers flexibility and adaptability, allowing researchers to iteratively refine research questions, data collection instruments, and analytical approaches based on emerging insights and feedback from participants. This iterative process ensures that the study remains responsive to the evolving needs and dynamics within Furisubcity, enhancing the relevance and applicability of research findings to real-world contexts (Johnson et al., 2007).

3.3. Research approach

According to Williams (2007) there are broadly two types of research methods that include quantitative and qualitative methods. In order to answer the research question that has been set

by this study, mainly the quantitative method was applied. The results from quantitative research method can be predictive, explanatory, and confirming. The author has highlighted that quantitative research method involves a strategy of investigation such as experimental and surveys, and data collection on pre-designed instruments that results statistical data. In this study, a survey strategy was employed. As pointed out by Rahi (2017), the survey strategy, which is the most widely used technique in social sciences, is a deductive research approach, and data was gathered by predetermined questionnaire mainly.

As Ahmad et al.(2019) pointed out the methods of qualitative and quantitative research are not mutually exclusive. They actually operate better together. In the realm of big data, there are a plethora of data and figures that provide a solid foundation for our decisions. However, without the data gathered from real individuals to give the numbers meaning, the foundation is incomplete. When one looks for fresh issues and opportunities, qualitative research is usually always the place to start—and it'll help one to perform more in-depth research later. Quantitative data will provide us with measurements to confirm and comprehend each problem or opportunity. Quantitative research can presumably already quantify a variety of things, such as attendance rate, general happiness, speaker quality, information value, and so on. All of these questions can be answered in a fashion that is both closed-ended and quantitative. To further enhance and strengthen the results of quantitative research qualitative approach is also undertaken, which makes the research a 'mixed' one.

A mixed research approach offers a robust framework for investigating the multifaceted relationship between social capital and community development in Sheger city's Furisubcity. By combining quantitative and qualitative methods, this approach allows researchers to capture both the breadth and depth of social capital dynamics within the community (Creswell & Plano Clark, 2018). This mixed approach acknowledges the complex nature of social phenomena and seeks to provide a comprehensive understanding of how social capital influences various aspects of community well-being, resilience, and development. The quantitative component of the mixed research approach involves the use of structured surveys to assess key dimensions of social capital, such as bonding capital, bridging capital, linking capital, social trust, poverty rate, income inequality, racial segregation and residential stability of Furisubcity. These surveys were designed based on established scales and validated instruments to ensure reliability and validity

of the data collected (Teddlie & Tashakkori, 2012). By quantifying social capital indicators, one can identify patterns, trends, and correlations that may exist between different aspects of social capital and community development outcomes, providing valuable insights for policy and intervention planning.

The qualitative component of the mixed research approach comprises in-depth interviews and focus group discussions with community members, local leaders, and stakeholders in Furisubcity. These qualitative methods aim to explore the lived experiences, perceptions, and narratives surrounding social capital and community development within the context of Furisubcity (Creswell & Creswell, 2017). Qualitative data collection will allow the study to uncover underlying meanings, social processes, and contextual factors that shape social capital formation, utilization, and impact on community well-being. The integration of quantitative and qualitative data is a crucial aspect of the mixed research approach. Through a process of data triangulation, it is possible to compare and contrast findings from both quantitative surveys and qualitative interviews to validate and enrich the findings (Denzin, 2017). Triangulation enhances the credibility and reliability of research conclusions by corroborating patterns and themes across different data sources, thereby providing a more comprehensive and nuanced understanding of the research problem (Johnson et al., 2007).

In this particular study the mixed research approach offers several advantages for studying the role of social capital on community development. By combining quantitative and qualitative methods, the study can capitalize on the strengths of each approach while mitigating their respective limitations (Teddlie & Yu, 2007). This approach provides a holistic and nuanced understanding of social capital dynamics within Furi subcity, allowing for more informed and targeted interventions to enhance community development. As is clear from the aforementioned literature, explanatory study demonstrates the relationship between two components of a phenomenon or condition of things. Because it looks at how the predictors (Social capital) affect the dependent variable (Community development), the structured variable.

3.4. Population and Sampling

3.4.1. Target population

Rahi (2017) defines population as all people or items that the investigator/researcher wishes to understand. In this study, the target population investigated were community of Sheger city, Furisubcity. Since the whole target population cannot be studied and not feasible to be considered for several reasons including cost that would have been involved in the study and huge work burden, sampling method was applied. As defined by Rahi (2017), sampling is the process of selecting section of the target population for investigation. Studies like Malhotra & Birks (2007) have described that a selected population or subgroup of the population has ability to make an inference about larger group of population.

3.4.2. Sampling technique

In this particular study it is difficult to prepare a complete sample frame for the entire population in order to apply simple random sampling technique. Therefore, purposive sampling was used in the research depending on prior impediments and other limiting variables like time constraints and resource limitations. Purposive sampling, a non-probability sampling technique, involves selecting participants based on specific characteristics or criteria that are relevant to the research objectives. This approach is particularly useful when the goal is to explore a specific phenomenon or when a homogeneous sample is desired for in-depth analysis.

Purposive sampling, also known as judgmental or selective sampling, has been increasingly utilized in social science research, particularly when the population under study is not easily accessible or well-defined. In the context of this research on the role of social capital in community development in Sheger city's Furisubcity, purposive sampling offers a strategic approach to select participants who possess the specific characteristics or experiences relevant to the study's objectives (Bryman, 2016). Given the complexity and diversity of urban communities like Furisubcity, a purposive sampling strategy enables the researcher to target individuals who can provide rich insights into the dynamics of social capital and its impact on community development within this context (Marshall, 2020). By deliberately selecting participants based on their involvement in community activities, leadership roles, or other relevant criteria, it can be

ensured that a given sample represents a diverse range of perspectives and experiences, thus enhancing the validity and depth of one's findings (Creswell, 2017).

Furthermore, the pragmatic considerations associated with conducting research in urban settings, such as time constraints and resource limitations, further support the rationale for employing purposive sampling in this study. Building a comprehensive sampling frame for a large and heterogeneous population like Furisubcity would be both labor-intensive and challenging, potentially leading to delays and logistical difficulties in data collection (Patton, 2015). In contrast, purposive sampling allows the researcher to efficiently identify and recruit participants who possess the requisite knowledge and insights relevant to this research questions, streamlining the data collection process while maximizing the relevance and depth of the gathered information (Palinkas et al., 2015). By leveraging the expertise of individuals deeply embedded within the community fabric of Sheger city's Furisubcity, it is possible to generate nuanced understandings of how social capital influences community development dynamics, thereby contributing to both theoretical insights and practical interventions aimed at community development in urban contexts.

3.4.3. Sample size

As Rahi (2017) says statistical techniques are strongly affected by sample size hence it needs be carefully considered. Cochran (1963, 1975) devised an equation to generate a representative sample from a large sample of proportions. Furthermore, this particular sample size was selected due to the rapid daily urban expansion, as an exact population figure was unattainable from any available sources.

In light with this agreement, sample size for this study was selected using Cochran mathematical formula proposal as follows.

$$n = \frac{z^2 * p(1 - p)}{e^2}$$

Where n_0 = sample size

z = is the two tailed area under the normal curve where $\alpha = 0.05$ and $z = 1.96$

e = the acceptable sampling error. With most commonly assumed 95% confidence interval, e=0.05.

p = is the proportion of population with a desired attribute. Since 0.5 indicates the maximum variability in a population, it is often used in determining a more conservative sample size. Hence here p=0.5 was used. Then automatically q=1-p=1-0.5=0.5.

$$\text{Hence, } n_0 = \frac{1.96^2 * 0.5(1-0.5)}{0.05^2} = 385$$

3.5. Data collection instruments and analysis method

This study applied multiple regression analysis technique. Regression analysis is a set of statistical methods used for the estimation of relations between a dependent variable and one or more independent variables. It can be applied to evaluate the strength of the relationship between variables and for modeling the future association between them. According to Sarstedt & Mooi(2014) one of the most commonly utilized tools in social researches is regression analysis. Regression analysis allows social researchers to examine relationships between independent and dependent variables in its most basic form. Few other techniques can yield insights like regression analysis. Regression analysis has several advantages, including the ability to determine if independent factors have a meaningful relationship with a dependent variable, determine the relative strength of multiple independent variables' effects on a dependent variable, and make predictions.

The three components of the questionnaire were divided according to the objectives of the research. Getting some demographic and common facts about the respondents is the initial task of the questionnaire. The second portion of the study was valid and usable when it's to collect some basic information on study subject. The relationship between social capital factors and community development is the focus of the questionnaire's third section. The questions have been structured in close-ended questionnaire and responses to the questions measured by means of Likert scale of 5 ranking scale where: Strongly Disagree (SD)= 1; Disagree(D) =2, Neutral (N)=3, Agree (A)= 4; and strongly agree (SA) =5. The Likert scale used to make the questions less complicated for respondents to reply in easy way. The questionnaire was first drafted in

English language and then it was translated into Amharic and Afan Oromo according to the need of the study area.

3.6. Data Collection procedures

For this research the data collection procedure involved a mixed-methods approach. Initially, the scope and objectives of the study will be clearly defined, focusing on how social bonding, bridging, and linking capital contribute to community development in Furi Sub-city. The research targeted residents of Furi Sub-city, using a combination of quantitative and qualitative techniques to gather comprehensive data. Quantitative data was collected through structured surveys distributed to a representative sample of the population, ensuring diverse demographic coverage. Concurrently, qualitative data was obtained through in-depth interviews with community leaders, local government officials, and residents. These qualitative methods will provide deeper insights into personal experiences and perceptions regarding social capital and its impact on community development. The mixed-methods approach will enable the triangulation of data, enhancing the reliability and validity of the findings, and providing a nuanced understanding of the role of social capital in the targeted communities.

3.7. Data editing and coding

Data editing and coding are crucial steps in the data analysis process. Data editing involves reviewing and correcting errors in the data to ensure its accuracy and quality, as recommended by Bryman (2012). This step is particularly important when working with large datasets, as even small errors can significantly impact the results of the analysis. Data coding, on the other hand, involves assigning codes or labels to the data to facilitate analysis and interpretation, as described by Creswell (2014). This step helps to organize and categorize the data, making it easier to identify patterns and trends. For example, in a study on the impact of social support on mental health, data editing and coding could involve reviewing and correcting errors in the data on social support networks and mental health outcomes, and then assigning codes to these variables to facilitate analysis.

In this research, the data coding and editing process involved a few major steps to ensure accuracy and reliability in analyzing the intricate role of social fabric in community development within Sheger City's Furi Sub City communities. Initially, raw data collected through surveys,

interviews, and observations were systematically organized. This involved transcribing interviews verbatim, digitizing handwritten notes, and entering survey responses into a structured database.

3.8. Validity and Reliability of measurement

According to Creswell(2021), the validity and reliability of instrument scores lead to meaningful data interpretations. Validity in qualitative research does not have the same connotations as it does in quantitative research, and it is not synonymous with reliability (evaluating stability) or generalizability. Qualitative validity suggests that the researcher uses certain techniques to check the accuracy of the findings, whereas qualitative reliability means that the researcher's approach is consistent across different researchers and projects.

According to Leedy and Ormrod (2019) when the entity being examined hasn't changed, reliability is the degree to which an assessment approach consistently produces substantially comparable outcomes. Consider a measuring cup that a baker may use when preparing a cake. The baker will not always measure exactly the same amount of flour while measuring a half cup of flour. An assessment strategy can only be valid if it is also reliable; however, reliability is a necessary but insufficient condition for validity. As Collis and Hussey (2014) stated if the research has to be repeated with a different sample and the results were the same as the first time, the findings of the research are considered to be reliable. Our strategies must be both valid and reliable for their intended goal in order for our study's conclusions to be credible in the eyes of others. The validity and reliability of our assessment strategies will have an impact on our ability to (a) legitimately learn something about the phenomenon we're researching, (b) obtain statistical significance in any quantitative data analyses we conduct, and (c) draw meaningful conclusions from our data (Leedy & Ormrod, 2019). To ensure this validity for each construct, instruments were adopted from other researcher's reliable sources.

3.9. Pilot study

As Thomas (2021) stated two sorts of scientific troubleshooting are prototypes and pilot trials. It is preferable to build a prototype before creating a new instrument or piece of equipment. Similarly, doing a pilot study before embarking on a new sort of research is recommended. A prototype is a standard milestone in technology or applied research that serves as a link between theory and practice. A prototype's procedural analogue is a pilot study. According to Leedy &

Ormrod (2019) in reality, a researcher may need to conduct a brief exploratory investigation, often known as a pilot study, to test and enhance specific techniques, assessment instruments, or analysis methodologies. A quick pilot study is an effective approach to see if a study is feasible. We can proceed once it is decided that the research project is feasible. All of the things that must be done—writing and submitting the proposal, getting approval, arranging for access to one or more research sites, acquiring existing assessment instruments or developing new assessment strategies, setting up any experimental interventions we have planned, collecting data, analyzing and interpreting the data, and writing the final research report-can be overwhelming, especially for a novice researcher.

For the purpose of this research study, a pilot study was conducted on selected members of Sheger city Furisubcitycommunity. The questionnaire was distributed at least to ten selectees and these selectees were provided with a brief explanation of the research study and the pilot study. Once the questionnaire was filled by the participants, they were asked to offer feedback and suggestion on improvement of the questionnaire. Accordingly, suggestions which are worthy were taken into account and adjustment had been taken. In addition, if the test of Cronbach alpha for each construct were evaluated to check the test of reliability.

3.10. Ethical considerations

Parveen and Showkat (2017) state that the moral principles that guide a person's actions are known as ethics. Doing what is morally and legally correct in research is referred to as research ethics. They are actually rules of conduct that discriminate between what is good and wrong, as well as what is acceptable and unacceptable. Despite the fact that only a few parts of research ethics are codified in law, moral principles control the majority of research. Ethical considerations are becoming increasingly important in the scientific world. With public concern about the scope of the investigation growing, as well as regulatory changes in human rights and data protection, ethical problems have risen to the fore in sociological research. With the advancement of technology, a growing number of ethical dilemmas have arisen in the world of technology.

Researchers must bear complete accountability for their own research's ethical behavior. In simple terms, ethics is the obligation of the researcher. A researcher's first and most important job is to ensure the participants' safety, dignity, rights, and well-being. At various stages of the

study process, researchers must deal with a variety of other challenges. Both the researcher and the participants play critical roles. Researchers must respect the rights of participants and think about their research from their perspective (Parveen & Showkat, 2017). When respondents give their informed consent, they were fully informed about the study. The researcher has kept confidentiality and the above points in mind so that to prevent bias and inaccurate reporting.

CHAPTER FOUR

4 FINDINGS, AND DISCUSSIONS

4.1.Introduction

This chapter explores into the intricate role of social capital in the community development of Sheger City's Furi Sub City communities through analysis and presentation of the gathered data. This chapter examines the various dimensions of social capital, social bonding, social bridging, social networking, social cohesion and neighborhood social composition that facilitate collective action within these communities. The findings highlight the pivotal ways in which social capital contributes to enhanced social cohesion, economic opportunities, and overall community well-being. Through detailed discussions, the chapter elucidates how robust social networks and community engagement significantly propel development initiatives, thereby underscoring the integral role of social capital in fostering sustainable community growth.

4.2.Questionnaire response rate

The questionnaires were delivered in person to Sheger city, Furisubcity community members. According to Rubin and Babbie (2010) one indicator of the representativeness of the responders is the overall response rate. In this study, a response rate of 96.1 % is "excellent" and one of the criteria for representativeness of the sample is fulfilled and analysis was followed accordingly.

Table 1: Questionnaire response rate

No.	Questionnaire response rate	Number of questionnaires
1	Sample size	385
2	Collected	375
3	Unreturned	10
4	Discarded /disqualified/ responses	5
5	Usable responses	370
	Response rate	96.1%

Source: Own survey,2024.

4.3.Demographic profile Responses

The following demographic response table is generated based on the survey of the respondents response.

Table 2 Demographic Respondents Result

		Frequency	Percent
Sex	Male	182	49%
	Female	188	51%
	Total	370	100%
Age	18-24	18	5%
	25-34	78	21%
	35-44	154	42%
	45-54	74	20%
	55- 64	31	8%
	>=65	15	4%
	Total	370	100%
Income	Monthly <=5000	51	14%
	5000-10000	157	42%
	10000-15000	110	30%
	>=15000	52	14%
	Total	370	100%
Academic status	Elementary school	35	10%
	High School	132	36%
	Diploma	83	22%
	Degree	106	29%
	Master/PhD	14	4%
	Total	370	100%
Marital Status	Single or Unmarried	116	31%
	Married	183	50%
	Divorced	52	14%
	Widowed	19	5%
	Total	370	100%
Residency period	1-3 years	122	33%
	4-7 years	134	36%
	8-10 years	81	22%
	>10 years	32	9%
	Total	370	100%
Religion	Protestant	30	8%
	Orthodox	92	25%
	Muslim	223	60%
	Other	18	7%

Mother Tongue	Total	370	100%
	Afan Oromo	117	32%
	Amharic	70	19%
	Guragigna	67	18%
	siltigna	68	18%
	Other	48	13%
	Total	370	100%
Family Members	Just me	30	8%
	1-3	109	30%
	4-6	129	35%
	7-9	53	14%
	10-12	36	10%
	>12	13	4%
	Total	370	100%

4.3.1. Sex

Table 3: Sex Demographic profile

		Frequency	Percent
Valid	Male	182	49%
	Female	188	51%
	Total	370	100%

Source: Own survey,2024

The demographic data for the variable "Sex" shows a nearly equal distribution between male and female respondents, with 182 males (49.2%) and 188 females (50.8%) out of a total of 370 participants. This balanced representation ensures that the study captures diverse perspectives from both genders, minimizing bias and enhancing the reliability and validity of the findings. Such a distribution is crucial for exploring potential gender differences in social capital and community development outcomes, including variations in social networks, trust, and cooperation between men and women. Regarding the variable "Age," the respondents show a diverse age distribution. The largest group is 35-44 years old, comprising 154 individuals (42%), followed by the 25-34 age group with 78 respondents (21%) and the 45-54 age group with 74 respondents (20%). Smaller groups include those aged 55-64 (31 respondents, 8%), 18-24 (18

respondents, 5%), and 65 and older (15 respondents, 4%). This age distribution, particularly the significant representation of middle-aged individuals, ensures the study captures a range of perspectives and experiences, highlighting how social capital impacts community development across different life stages.

For the variable "Income," the study reveals a varied distribution among respondents, with the largest group earning between 5000-10000, comprising 157 individuals (42%). This is followed by those earning 10000-15000 (110 respondents, 30%), those earning 5000 or less (51 respondents, 14%), and those earning 15000 or more (52 respondents, 14%). This range ensures the study captures a broad spectrum of economic perspectives, essential for understanding how social capital impacts community development across different economic backgrounds. Similarly, the variable "Education" reflects diverse educational backgrounds, with the largest group having completed high school (132 individuals, 36%), followed by degree holders (106 individuals, 29%), diploma holders (83 individuals, 22%), those with only elementary education (35 individuals, 10%), and those with a Master's or PhD (14 individuals, 4%). This diversity allows the study to explore how educational backgrounds influence social capital and community development, with higher education levels potentially correlating with greater community engagement and access to resources.

The demographic data for "Marital Status" reveals a community with a significant presence of married individuals (50%), followed by single or unmarried (31%), divorced (14%), and widowed (5%) respondents. The high proportion of married individuals suggests that family units are crucial in shaping social capital, as they are more likely to engage in community activities, participate in local organizations, and build strong social networks. This engagement enhances trust and cooperation within the community. Meanwhile, the substantial percentage of single or unmarried individuals indicates a reliance on social networks outside traditional family structures, emphasizing the importance of diverse social ties for community development. The presence of divorced and widowed individuals underscores the need for inclusive support systems to ensure that all community members, regardless of marital status, have access to necessary resources and social networks for active participation.

The "Residency Period" data shows that most community members are relatively recent residents, with 69% having lived in the community for less than 8 years. This high percentage of newer residents may result from urbanization and migration patterns, impacting the development of strong social capital, as building trust and community engagement typically requires time. Nonetheless, it presents an opportunity for community development initiatives to integrate new residents and foster social connections. The "Religion" data highlights significant religious diversity, with 60% Muslim, 25% Orthodox, 8% Protestant, and 7% other religions. This religious composition influences social capital dynamics, with Islamic principles likely shaping strong intra-community bonds. Additionally, the presence of diverse religious groups fosters bridging social capital, promoting interactions and cooperation across different religious affiliations. The "Mother Tongue" data reflects a multilingual community, with Afan Oromo (32%), Amharic (19%), Guragigna and Siltigna (18% each), and other languages (13%). This linguistic diversity necessitates multilingual approaches in community initiatives to ensure inclusivity and effective communication, enriching the community through varied cultural perspectives. Finally, the "Family Members" data shows that most respondents live in medium-sized households (4-6 members), which significantly influence social capital dynamics by fostering strong internal bonds and cooperation. The diversity in family sizes highlights the need for community development strategies that accommodate different household structures to leverage social capital effectively.

The demographic data for the variable "Sex" from the respondents in the study shows a well-balanced distribution between male and female participants. Out of a total of 370 respondents, 182 are male, representing 49.2% of the sample, while 188 are female, accounting for 50.8%. This near-equal representation ensures that the study captures the perspectives and experiences of both genders, which is crucial for minimizing bias and enhancing the reliability and validity of the findings. It allows the study to explore potential gender differences in social capital and community development outcomes, examining how social networks, trust, and cooperation may vary between men and women.

4.4.Descriptive Analysis and Interpretations

According to Yellapu (2018), descriptive statistics are used to organize data by describing the relationship between variables in a sample or population. Descriptive statistics make life simpler

for decision-makers by condensing data into a more palatable overview. According to Sutanapong& P.I. (2015), descriptive statistics are used to describe the data set statistically. As descriptive statistics, the words mean, median, mode, variance, and standard deviation are widely employed. Inferential statistics, on the other hand, employ sample data to draw inferences about the larger population from which the sample was drawn. For measures of determinant factors, the following descriptive statistics outcome has been found from the analysis of Likert scale responses.

According to Sutanapong& P.I. (2015) descriptive analysis is a crucial initial step in data analysis for several reasons. Firstly, it provides a comprehensive summary of the dataset, giving an overview of the main features and characteristics. This includes measures of central tendency (such as mean, median, and mode), measures of dispersion (such as range, variance, and standard deviation), and frequency distributions. By summarizing the data, researchers can understand the basic structure and distribution, identifying any patterns, trends, or anomalies that might exist. Secondly, descriptive analysis helps in the simplification of large datasets. By reducing the data to a few meaningful statistics and visualizations, it becomes easier to grasp the essential aspects without being overwhelmed by the raw data. Thirdly, conducting descriptive analysis is essential for preparing the data for further analysis. It provides the foundation upon which more complex inferential statistical analyses can be built. By thoroughly understanding the data through descriptive statistics, researchers can make informed decisions about the appropriateness of various statistical tests, address any issues related to data quality, and ensure that the assumptions required for advanced analyses are met. This preparatory step is crucial for ensuring the validity and reliability of the subsequent analyses and conclusions drawn from the data.

Basically, Mean and SD, have been calculated and with their respective interpretation for the study independent and dependent variables.

4.4.1. Social bonding capital

Table 4: Descriptive statistics of social bonding capital

Descriptive Statistics		
	N	Mean
		Std. Deviation

I feel like I can depend on my neighbors and family members for help and support.	370	3.43	.946
I share a strong sense of belonging and community spirit with my neighbors.	370	3.50	1.297
I participate in social activities and events with my neighbors on a regular basis	370	3.13	.858
I feel comfortable sharing personal problems and concerns with my neighbors.	370	2.93	.941
I believe that my neighbors would come together to help if there was a problem in our community.	370	3.92	1.176
Grand Mean		3.38	

Source: Own survey, 2024

The following scaling, which was determined based on the coding used during SPSS data entry, was used to better explain the grand means found in the aforementioned Table 15. Strongly Disagree (1) -> [1, 1.8), Disagree (2) -> [1.8,2.6), Neutral (3) -> [2.6,3.4), Agree (4) -> [3.4,4.2) and Strongly Agree (5)-> [4.2,5].

Based on the collected data regarding social bonding capital, the overall sentiment among respondents is somewhat positive, with some variation in specific aspects of social bonding. The grand mean of 3.46 suggests that, on average, respondents agree with the statements related to social bonding capital. Specifically, the statement "I feel like I can depend on my neighbors and family members for help and support" has a mean of 3.33, indicating a neutral stance, while "I share a strong sense of belonging and community spirit with my neighbors" has a mean of 3.00, also reflecting neutrality. "I participate in social activities and events with my neighbors on a regular basis" stands out with a mean of 3.63, indicating agreement and suggesting that social interactions are relatively frequent and positive. Conversely, statements about feeling comfortable sharing personal problems (mean of 2.93) and believing in communal support during problems (mean of 2.92) are closer to neutrality but lean slightly towards disagreement. These findings suggest that while there is a reasonable level of social engagement and interaction, there are still reservations about deeper trust and reliance among neighbors. This could be due to cultural factors, previous negative experiences, or insufficient community-building initiatives. Enhancing trust and mutual support within the community could be pivotal for fostering stronger social bonds and furthering community development efforts.

4.4.2. Social bridging capital

Table 5: Descriptive statistics of social bridging capital

	N	Mean	Std. Deviation
I regularly interact with people from different backgrounds and social circles in my community	370	2.32	1.171
I feel comfortable reaching out to people outside my immediate circle for information or resources.	370	2.39	1.181
I participate in activities or initiatives that involve people from different backgrounds or social positions in my community.	370	2.45	1.195
I believe that my connections with people from different backgrounds help me understand and appreciate different perspectives.	370	3.81	.910
I feel that people from different backgrounds in my community trust each other and are willing to work together on common issues.	370	2.28	.925
Grand Mean		2.65	

The data on social bridging capital indicates that there is generally a low level of interaction and trust among people from different backgrounds within the community. The overall grand mean of 2.65 suggests a neutral or undecided stance regarding social bridging capital. Specifically, respondents generally disagree with the idea that they regularly interact with people from different backgrounds (mean of 2.32), feel comfortable reaching out to those outside their immediate circle for resources (mean of 2.39), and participate in activities involving diverse

social groups (mean of 2.45). These low scores indicate limited engagement and comfort in cross-group interactions, possibly due to social, cultural, or structural barriers that inhibit such connections. However, there is a notable positive deviation with a mean of 3.81 for the belief that connections with people from different backgrounds help in understanding and appreciating diverse perspectives, showing agreement and recognizing the potential value of bridging social capital. Trust and willingness to work together among different community groups is low (mean of 2.28), reinforcing the idea that while the value of diversity is acknowledged, actual practices and trust-building measures are insufficient. This disparity highlights a critical area for community development efforts: fostering more inclusive and interactive environments that bridge social gaps and build mutual trust and cooperation across diverse community groups.

4.4.3. Social linking capital

Table 6: Descriptive statistics of social linking capital

	N	Mean	Std. Deviation
I feel confident approaching local government officials or organizations for support with community issues.	370	2.08	.918
I have personal connections or contacts that can help my community access resources or funding from outside organizations.	370	2.13	.920
I participate in activities or initiatives that involve collaboration between community members and external organizations.	370	3.14	.874
I believe that my community's connections to outside organizations help us influence decisions and policies that affect us.	370	4.47	.829
I feel that local government officials and organizations are responsive to the needs and concerns of my community.	370	2.10	.885
Grand Mean		2.78	

The data on social linking capital indicates a mixed level of confidence and effectiveness in interactions with external entities and organizations. The overall grand mean of 2.78 suggests a predominantly neutral or undecided stance among respondents concerning their social linking

capital. Confidence in approaching local government officials for support and having personal connections to access external resources both score low means of 2.08 and 2.13, respectively, indicating a general disagreement or lack of confidence in these areas. Participation in collaborative activities with external organizations has a neutral mean of 3.14, showing neither strong engagement nor disengagement. Interestingly, there is a strong agreement (mean of 4.47) with the belief that community connections with outside organizations significantly influence decisions and policies, suggesting that when these connections exist, they are perceived as impactful. However, the perception that local government officials are responsive to community needs is low (mean of 2.10), indicating dissatisfaction with governmental responsiveness. These findings suggest that while there is recognition of the potential benefits of external collaborations, actual confidence and effective engagement with these entities are limited. Enhancing trust and building stronger, more accessible links with local government and external organizations could significantly improve the community's social capital and its development outcomes.

4.4.4. Social cohesion

Table 7: Descriptive statistics of social Cohesion

	N	Mean	Std. Deviation
I generally trust other people in my community to keep their promises and commitments.	370	3.11	1.005
I feel comfortable sharing personal information or concerns with people in my community because I believe they will respect my privacy and not gossip.	370	2.04	.829
I believe that most people in my community would be willing to help me or others in need, even if it meant some inconvenience to themselves.	370	2.25	1.137
I feel safe and secure living in my community because I trust that people will act responsibly and look out for each other.	370	2.33	.875
I believe that people in my community can work together effectively to solve problems because they trust each other and are willing to compromise.	370	2.03	.806
Valid N (listwise)		2.35	

The analysis on social cohesion reveals a general lack of trust and cooperative spirit among community members. The overall grand mean of 2.35 indicates that respondents largely disagree with positive statements about social cohesion. Trust in others to keep promises and commitments has a mean of 3.11, indicating a neutral stance. However, the comfort in sharing personal information (mean of 2.04) and the belief in willingness to help others even if inconvenient (mean of 2.25) are both low, reflecting a lack of trust and altruism within the community. Similarly, feelings of safety and security (mean of 2.33) and the belief in effective cooperation to solve problems (mean of 2.03) also score low, suggesting a lack of mutual trust and confidence in communal problem-solving abilities. These findings suggest that social cohesion is weak, potentially due to factors such as previous breaches of trust, insufficient community-building efforts, or social and cultural barriers. Enhancing trust, privacy, and cooperative efforts through targeted community programs could significantly improve social cohesion and, consequently, community development.

4.4.5. Neighborhood social composition

Table 8: Descriptive statistics of Neighborhood social composition

	N	Mean	Std. Deviation
Poverty is a serious problem in my neighborhood	370	4.81	.822
Distribution of income in my neighborhood is fair	370	1.75	1.037
I feel comfortable living in a racially diverse neighborhood	370	2.11	.914
I often see new families moving into my neighborhood	370	4.18	.852
I prefer to move out of my neighborhood in the next few years	370	4.22	.879
Different racial and ethnic groups get along in my neighborhood	370	2.11	.794
I feel like my neighborhood has enough resources and services to meet the needs of its residents	370	2.25	.846
Valid N (listwise)		3.06	

The data analysis on neighborhood social composition indicates significant concerns about poverty, income distribution, and resource adequacy, along with mixed sentiments on racial diversity and stability. Poverty is perceived as a severe issue, with a mean of 4.81, reflecting

strong agreement. The perception of income distribution fairness is very low, with a mean of 1.75, indicating strong disagreement. Comfort with living in a racially diverse neighborhood (mean of 2.11) and the belief that different racial and ethnic groups get along (mean of 2.11) are also low, showing disagreement and discomfort with diversity. High means for seeing new families move in (4.18) and the preference to move out in the next few years (4.22) suggest a sense of transience and dissatisfaction with current living conditions. Finally, the belief that the neighborhood has sufficient resources and services is low (mean of 2.25), indicating disagreement. These findings highlight significant issues such as poverty, unfair income distribution, insufficient resources, and racial tensions, which collectively contribute to the residents' desire to move out and hinder the sense of community stability and satisfaction. The overall grand mean of 3.06 suggests a generally neutral or undecided stance among respondents regarding various aspects of their neighborhood's social composition. Addressing these problems through targeted interventions could improve the social composition and overall quality of life in the neighborhood.

4.4.6. Community development

Table 9: Descriptive statistics of community development

	N	Mean	Std. Deviation
Residents in my community work together to improve economic opportunities	370	2.81	.822
Community efforts are influencing local government decisions and policies	370	2.29	1.037
I often participate in community meetings or activities related to local politics and decision-making	370	2.11	.914
I feel it is important for my community to preserve and celebrate its cultural traditions and heritage	370	4.18	.852
I often participate in cultural events or activities within my community	370	3.42	.879
I feel my community's cultural assets contribute to its overall development and well-being	370	4.41	.794
Local organizations and initiatives support and promote cultural activities in my community	370	2.45	.846
Grand Mean		3.09	

The data on Community development reveals a mixed picture regarding economic collaboration, political engagement, and cultural preservation. Economic collaboration among residents has a mean of 2.81, indicating a neutral or undecided attitude. The influence of community efforts on local government decisions is perceived negatively, with a mean of 2.29, reflecting disagreement. Participation in community meetings and political activities is also low, with a mean of 2.11, suggesting disengagement or apathy towards local politics. However, there is strong agreement on the importance of preserving and celebrating cultural traditions, with a high mean of 4.18. Participation in cultural events is moderately positive, with a mean of 3.42. Furthermore, the belief that cultural assets contribute significantly to community development has a mean of 4.41, indicating strong agreement. Despite recognizing the importance of cultural activities, local organizational support for such activities is perceived negatively, with a mean of 2.45. The overall grand mean of 3.09 suggests a generally neutral stance among respondents. These findings suggest that while cultural heritage is highly valued and seen as beneficial to the community's well-being, economic collaboration and political engagement are weaker areas. Enhancing local organizational support and increasing political and economic collaboration could strengthen the overall social capital and contribute more effectively to community development.

4.5 Multiple Linear Regression Diagnostic Tests

4.5.1 Reliability test

Reliability testing is a critical step in research to ensure that the measurement instruments used are consistent and dependable over time. One common method for assessing reliability is through the calculation of Cronbach's alpha, which measures internal consistency. A Cronbach's alpha value of 0.70 or above is typically considered acceptable, indicating that the items within a scale are sufficiently correlated and measure the same underlying construct (Tavakol & Dennick, 2011). However, higher values, such as 0.80 or 0.90, indicate stronger reliability, but values above 0.95 may suggest redundancy among items, implying that the scale could be too narrow and not capture construct's full scope (Streiner, 2003).

Table 10: Reliability test

Constructor	Cronbach Alpha	Number of Items
Social bonding	0.710	5
Social bridging	0.770	5
Social linking	0.808	5
Social cohesion	0.730	5
Neighborhood social composition	0.825	7
Community Development	0.817	7

Source: Own survey, 2024

4.5.2 Homoscedasticity

The Breusch-Pagan test operates by regressing the squared residuals from the original regression model on the independent variables. The test statistic follows a chi-squared distribution with degrees of freedom equal to the number of predictors in the model. If the p-value of the test statistic is below a conventional significance level, such as 0.05, the null hypothesis of homoscedasticity is rejected, indicating the presence of heteroscedasticity (Koenker, 1981). This outcome suggests that the variance of the residuals changes with the independent variables, which could impact the reliability of the regression coefficients and necessitate corrective measures. Based on the aforementioned premise, the outcome of SPSS analysis is presented in Annex 2.

The independent variables have a significance level larger than 0.05 regressed on the residuals squared, i.e. $p > 0.05$. Consequently, the alternative hypothesis, Heteroscedasticity, is rejected, and the null hypothesis, Homoscedasticity, is retained. As a result, this assumption for regression is fulfilled.

4.5.3 Multicollinearity

The importance of testing for collinearity stems from its potential impact on the statistical properties of a regression model. High collinearity can inflate the standard errors of the regression coefficients, leading to wide confidence intervals and less precise estimates. This

inflation makes it challenging to assess the significance of individual predictors, as their p-values might become non-significant even if they are theoretically important. Furthermore, collinearity can affect the stability of the regression coefficients, causing them to be highly sensitive to small changes in the model or the data. Addressing collinearity is essential for obtaining reliable estimates and making valid inferences (Montgomery, Peck, & Vining, 2012).

One of the most commonly used methods for detecting co linearity is the Variance Inflation Factor (VIF). VIF quantifies the extent to which the variance of a regression coefficient is inflated due to collinearity with other predictors. It is calculated by taking the reciprocal of the tolerance (T), where tolerance is the proportion of a predictor's variance that is not explained by other predictors in the model. A VIF value greater than 10 is often considered indicative of high collinearity, although some researchers use a more conservative threshold of not larger than 5 (Kutner et al., 2005). A VIF factor less than 3 is the most preferable one. Considering the above discussion, the results obtained using SPSS are presented in Annex 1.

The inflation factor, VIF, of all the independent variables is less than five ($VIF < 3$). That means the predictors with a $VIF < 3$ and a p-value of 0.000 are not highly collinear with other predictors and are statistically significant in the regression model. This implies that the predictor is both an important variable in explaining the dependent variable with less concern of multicollinearity affecting the robustness of its estimated effect. As a result, based on the above argument of multicollinearity test, it can be concluded that there is a reliable level of absence of collinearity among independent variables under this particular study.

4.5.4 Normality

Testing for normality is essential in regression analysis to ensure that the residuals of the model are normally distributed. This assumption underpins many statistical tests and confidence intervals. One common approach to assess normality is the Durbin-Watson test, which primarily checks for autocorrelation in the residuals rather than normality. However, it is still an important diagnostic tool. A Durbin-Watson statistic near 2 suggests no autocorrelation, values approaching 0 indicate positive autocorrelation, and values near 4 suggest negative autocorrelation (Field, 2013). While the Durbin-Watson test does not directly measure normality,

ensuring no autocorrelation can support the assumption of normally distributed errors when combined with other tests.

The P-P (probability-probability) plot is another graphical method used to assess normality. In a P-P plot, the cumulative distribution function (CDF) of the observed data is plotted against the expected CDF of a specified distribution, typically the normal distribution. If the residuals are normally distributed, the points on the P-P plot should lie close to the 45-degree line. Deviations from this line suggest departures from normality (Ghasemi & Zahediasl, 2012). This visual assessment complements other statistical tests by providing an intuitive way to detect skewness or kurtosis in the residuals.

A more direct approach to evaluating normality is to examine the normality curve, or histogram, of the residuals overlaid with a normal distribution curve. This allows researchers to visually inspect whether the residuals approximate a normal distribution. Additionally, statistical tests such as the Shapiro-Wilk test can be employed; where a non-significant result ($p > 0.05$) indicates that the residuals are normally distributed (Razali & Wah, 2011). Combining these methods—the Durbin-Watson test for autocorrelation, the P-P plot for visual assessment, and the normality curve or histogram—provides a comprehensive evaluation of the normality assumption, ensuring the robustness of regression model inferences.

As seen from the skewness and kurtosis values lie between -2 and 2 ranges. Hence, it can be concluded that normality is attained in this study.

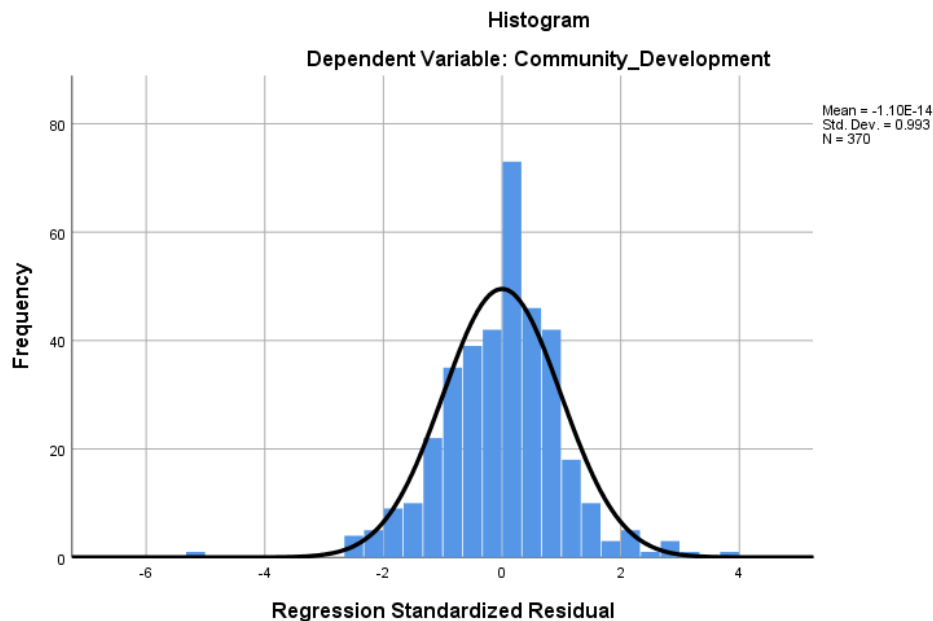
A P-P plot is another helpful graph that the researcher can look at to determine whether a distribution is normally distributed (probability–probability plot). In contrast to residuals plots, the plots, according to Hair et al. (1998), compare the consistent residuals with the normal distribution.

The plotted residuals are compared to the normal distribution's diagonal, which is typically a straight line. In the event of a normal distribution, the residual line will roughly resemble the diagonal (Hair et al., 1998).

Hence, according to the above P-P plot as shown in Annex 4 it can be concluded that the data was normally distributed,

Additionally, Hair et al. (2006) suggests using a histogram to compare the observed data values with a distribution that closely resembles the normal distribution.

Figure 4: Histogram for normality test



Source: Own survey,2024

As a result, based on the above three methods of normality test, it can be deduced that the normality assumption for this particular research is achieved.

4.6 Multiple Linear Regression Analysis

Multiple linear regression (MLR) is a statistical technique used to examine the relationship between two or more independent variables and one dependent variable Field et al.(2018). In this research, "community development" was the dependent variable, and social bonding capital, social bridging capital, social linking capital, social cohesion, and neighborhood social composition were the independent variables. MLR helps to understand how changes in the independent variables (e.g., stronger social cohesion) influence the dependent variable (e.g., increased community development).

Through regression analysis, it is possible to quantify the strength and direction of these relationships. It allows to isolate the unique effect of each independent variable on community development, even when other variables are present. MLR helps to disentangle complex relationships and pinpoint which factors have the strongest independent contribution to community development. Furthermore, regression analysis provides measures of goodness-of-fit,

which indicate how well the model explains the variation in community development. This allows to assess the overall effectiveness of the study's model and identify areas for improvement. Additionally, it is possible to identify statistically significant relationships, meaning the impact of a variable on community development is unlikely due to chance.

Generally, MLR is a powerful tool for this research because it allows to investigate the combined and individual influence of various social capital and neighborhood factors on community development. By quantifying these relationships and assessing the model's fit, we can gain valuable insights that would be difficult to obtain through other methods.

Table 11: Regression: Model Summary

Model Summary					
Model	R	R Square	Adjusted R Square	Std. Error of the Estimate	Durbin-Watson
1	0.713	0.509	0.502	0.43036	1.686

a. Predictors: (Constant), Neighborhood Composition, Bonding, Social Cohesion, Bridging, Linking

b. Dependent Variable: Community Development

Table 12 ANOVA

ANOVA						
Model		Sum of Squares	df	Mean Square	F	Sig.
1	Regression	69.057	5	13.811	74.570	.000
	Residual	66.677	360	0.185		
	Total	135.734	365			

a. Dependent Variable: Community Development

b. Predictors: (Constant), Neighborhood Composition, Bonding, Social Cohesion, Bridging, Linking

Table 13 Coefficients

		Coefficients				
		Unstandardized Coefficients		Standardized Coefficients		
Model		B	Std. Error	Beta	t	Sig.
1	(Constant)	0.301	0.161		1.870	0.062
	Bonding	0.120	0.043	0.138	2.769	0.006
	Bridging	0.052	0.041	0.061	1.243	0.215
	Linking	0.116	0.047	0.125	2.488	0.013
	Social Cohesion	0.001	0.054	0.001	0.015	0.988
	Neighborhood Composition	0.640	0.051	0.570	12.588	0.000

a. Dependent Variable: Community Development

The model summary ($R=0.713$) showed that the dependent variable (community development) was strongly predicted by the linear combination of the three independent variables (Bonding, Linking and Neighborhood Composition).

R^2 values of 0.75, 0.50, or 0.25 are generally regarded as substantial, moderate, or weak, respectively (Har, et al.,2017). .

This study's model summary in the above table shows that the coefficient of determination (R^2), using all the predictors simultaneously, is ($R^2= 0.509$) meaning that 50.9% of the variance in community development on the study area can be predicted from predictors while the rest 49.1% is explained by other factors that are not mentioned here. Therefore, this indicates that 50.9% of the variance in community development was explained by the model.

R^2 is modified to account for the number of explanatory variables in a model. This change is known as adjusted R^2 . The adjusted R^2 only rises if the new term enhances the model more than what would be predicted by chance. The adjusted R^2 will always be less than or equal to R^2 , and it may even be negative. The modified R^2 provides some insight into the generalizability of the model, and its value is the same as or very similar to the value of R^2 . In other words, it modifies R^2 's value to better reflect the population under study (Pedhazur, 1982). R^2 assumes that all the independent variables considered affect the result of the model, whereas the adj R^2 considers only those independent variables which actually have an effect on the performance model. Hence

based on the independent variables that affect the dependent variables 50.2% of variations is exhibited. The rest 49.8% is explained by factors other than explained here.

The *Durbin–Watson* statistic expresses that whether the supposition of independent errors is acceptable or not. Values less than 1 or larger than 3 should surely raise red flags, as the conservative rule advised (Field,2005). And the most desired result is when the value is closer to 2. In this particular study the Durbin-Watson statistic is 1.686, which is closer to 2, that is the assumption of independent errors has almost certainly been met.

4.6.1 The ANOVA Result

The ANOVA table shows the overall significance/acceptability of the model from a statistical perspective (Pedhazur, 1982) with the p-value is less < 0.05 which indicates the variation explained by the model is not due to possibility. The F-ratio evaluates how well the model fits the data. The average improvement in prediction made by the model is divided by the typical discrepancy between the model and the observed data to arrive at the F-ratio. The value of F will be more than 1 if the improvement brought about by using an adequate regression model is significantly greater than the error inside the model, and SPSS estimates the precise likelihood of discovering the value of F by chance (Pedhazur, 1982). The F value of regression is the result of a test where the null hypothesis is that all of the regression coefficients are equal to zero. In other words, the model has no predictive capability.

In this study the fitness of the model in estimating the effects of the independent variables on the dependent variable in case of in case of Furi sub-city community members is $(F) = 74.570$, $p = .000$ was implying that the model is significantly used in predicting the effects of independent variables on dependent variable, that is community development of individuals in FuriSubcity. And it is clear that the F-ratio of such is very unlikely to have happened by chance.

4.6.2 P-value

The p-value is a crucial concept in statistical hypothesis testing, representing the probability of obtaining test results at least as extreme as the observed results, assuming the null hypothesis is true. It measures the evidence against the null hypothesis: the smaller the p-value, the stronger

the evidence against it (Wasserstein & Lazar, 2016). For instance, a p-value of 0.05 indicates a 5% chance of observing the data, or something more extreme, if the null hypothesis is correct. Researchers use the p-value to decide whether to reject the null hypothesis, typically setting a significance level (α) of 0.05. If the p-value is less than or equal to α , the null hypothesis is rejected, suggesting statistically significant evidence for the alternative hypothesis; if greater, the null hypothesis is retained (Lehmann & Romano, 2005). This study uses the common cutoff point of 0.05. As per this argument the p-value of Social bonding capital, Social linking capital and Neighborhood social composition is less than 0.05. This suggests that Social bonding capital, Social linking capital and Neighborhood social composition significantly influence community development. Further, since its p-value is also larger than 0.05 the Constant is not included in the model.

4.6.3 The Regression Coefficients

This study intends to recognize the mainly contributing independent variables from the list of variables in the community of Furisubcity. Thus, the strength of each predictor (independent variable) influencing the criterion (dependent variable) was investigated via unstandardized Beta coefficients. The regression coefficient explains the average amount of change in the dependent variable that is caused by a unit change in the independent variable. The larger value of Beta (β) coefficient an independent variable has, brings the more support to the independent variable as the more essential determinant in predicting the dependent variable. Unstandardized coefficients represent the amount of change in dependent variable Y due to change of 1 unit of independent variable X. In this study unstandardized coefficients are used for the prediction of the model under study. In addition one of the research question was to determine if impact of social bonding, bridging, and linking capital, uniform among community development initiatives and the model is:

Equation 1: Estimation model

$$\text{Community development} = 0.120 \times \text{Social bonding capital} + 0.116 \times \text{Social linking capital} + 0.640 \times \text{Neighborhood social composition}$$

Therefore, community development increases by 0.120 units for every one unit increase in Social bonding capital while keeping the other independent variables constant, similarly community development increases by 0.116 units for every one unit increase in Social capital bonding while

keeping the other independent variables constant. And also, community development increases by 0.640 units for every unit increase in Neighborhood social composition. And it was found that the impact of Social bonding, Social bridging and Social linking is not uniform among community development initiatives since the coefficient of each independent variable is not equal for the three of them.

4.7 Interview responses

In this study thematic analysis was used for interview analysis. Thematic analysis is a qualitative method used to identify, analyze, and report patterns (themes) within interview data. To do so, initial codes were generated to highlight significant features of the data. These codes were then grouped into potential themes that capture the essence of the participants' responses. Then, each theme was reviewed and refined to ensure it accurately reflects the data and is distinct from other themes. Finally, the themes were defined and named, and a detailed analysis was written up, illustrating each theme with compelling examples from the data.

Community development in Furi Sub City, beyond the quantitative factors analyzed in this study, can be explored through qualitative approach to gain a deeper understanding of the context-specific factors shaping development in this area. Due to time constraints, the researcher was only able to conduct a thorough interview with three individuals: One from the cities Social Affair Office (A1), One from Economy and Development Office (A2), and One from community Iddir leader(A3). For the sake of simplicity, the responses of the interviewees are summarized and highlighted.

The first question forwarded was how would they assess the role of social capital and its relationship to community development and overall thoughts of them on the topic. When asked about the role of social capital in community development, the responses from the three key individuals revealed both convergences and slight deviations from the quantitative findings. The representative from the city's Social Affairs Office (A1) emphasized the crucial role of social bonding and social cohesion in fostering a supportive community environment. A1 highlighted that trust among community members, although moderately reflected in the quantitative data with mixed feelings about mutual support, is fundamentally strong and pivotal for addressing local issues effectively. A1 observed that while the community shows a neutral stance towards economic collaboration and political engagement, there is an undercurrent of strong cultural ties

and social cohesion, aligning with the quantitative finding that cultural activities are highly valued.

The representative from the Economy and Development Office (A2) shared a slightly different perspective, focusing more on the economic and bridging aspects of social capital. A2 agreed that social bonding is vital but pointed out that the economic collaboration within the community, which was moderately positive in the quantitative data, needs enhancement. A2 noted that the community's ability to influence local government decisions is limited, resonating with the quantitative findings where community efforts were perceived as having a minimal impact on policies. However, A2 also mentioned that the community's cultural cohesion could be leveraged to foster economic development and improve overall community welfare, suggesting a potential area for growth that aligns with the high value placed on cultural activities in the quantitative results.

The Iddir leader (A3) provided insights that aligned closely with both A1 and A2 but offered a grassroots perspective. A3 stressed the importance of social linking capital, especially through organizations like Iddir, which provide essential support during life incidents and enhance community resilience. This view aligns with the quantitative finding that there is some engagement in activities involving external organizations, though A3 acknowledged the community's struggle with external resource access and government responsiveness, which was less favorably viewed in the quantitative data. A3 also underscored the importance of trust and mutual aid, highlighting that despite challenges, the community's strong cultural and social bonds are critical for development, resonating with the cultural cohesion emphasized in the quantitative findings.

The second question also posed about the impact of Social bonding capital on community development. Accordingly, when asked about the impact of strong relationships and connections (social bonding capital) on community development, the three interviewees provided insights that largely align with the quantitative outcomes. The representative from the city's Social Affair Office (A1) emphasized that social bonding capital is foundational for fostering a supportive and resilient community. A1 noted that the ability to depend on neighbors and family members for help, as reflected by the high mean score (3.43) in the quantitative data, creates a network of trust and mutual aid essential for addressing communal challenges. This perspective is reinforced by

A1's observation that a strong sense of belonging and community spirit (mean of 3.50) significantly contributes to collective well-being and cooperation in community initiatives.

Similarly, the representative from the Economy and Development Office (A2) highlighted the critical role of social bonding capital in enhancing community development. A2 pointed out that regular participation in social activities and events, which the quantitative data shows as moderately high (mean of 3.13), facilitates networking and the exchange of resources and information. A2 emphasized that this interaction strengthens economic opportunities and community projects. However, A2 also noted a slight concern that not all individuals feel comfortable sharing personal problems and concerns (mean of 2.93), suggesting an area where trust could be further strengthened to maximize the potential of social bonding capital.

The Iddir leader (A3) provided a popular perspective, affirming that social bonding capital significantly impacts community development through local organizations like Iddir. A3 emphasized that the community's willingness to come together in times of need (mean of 3.92) is crucial for providing support during critical life events, which aligns closely with the quantitative findings. A3 also mentioned that the sense of belonging and mutual support within the Iddir framework exemplifies how social bonding capital can effectively mobilize resources and collective action for community development. However, A3 noted that while participation in social activities is beneficial, there is room for improvement in encouraging more inclusive and widespread engagement to ensure all community members feel equally supported.

The third question also posed about the impact of Social bridging capital on community development. The three interviewees provided varied insights on the role of social bridging capital in shaping community development outcomes, largely aligning with the quantitative findings that it does not have a significant impact. The representative from the city's Social Affair Office (A1) emphasized that while interactions among diverse groups are beneficial for promoting understanding and tolerance, they are currently insufficient in driving substantial community development. A1 response aligns with the quantitative data, with low means for regular interaction (2.32) and comfort in reaching out to diverse groups (2.39), reflects a community that is still segmented and not fully utilizing the potential of diverse networks for development. A1 suggested that more structured initiatives are needed to foster genuine connections across different backgrounds.

The representative from the Economy and Development Office (A2) echoed similar sentiments, highlighting that economic development efforts are often hindered by limited social bridging capital. A2 pointed out that while there is some appreciation for diverse perspectives (mean of 3.81), actual participation in initiatives involving diverse groups is low (mean of 2.45). This lack of engagement means that the community is not fully benefiting from the diverse skills and resources that different groups can offer. A2 stressed that increasing social bridging capital could lead to better resource sharing and collaborative problem-solving, but current levels are inadequate for significant economic or policy impacts, as also reflected by the low perceived trust and willingness to work together (mean of 2.28).

The Iddir leader (A3) provided a his own perspective, acknowledging the potential but also the current limitations of social bridging capital. A3 emphasized that while the community values the idea of diverse interactions, actual practice is limited. This aligns with the quantitative finding that people do not frequently interact outside their immediate social circles. A3 noted that within the Iddir, efforts are made to include diverse members, but broader community participation remains a challenge. A3 believed that stronger social bridging capital could enhance community resilience and resource mobilization, but this potential is not yet realized, as indicated by the low scores in participation and trust among diverse groups.

The interviewees were also asked about their assessment of the impact of social linking capital, which refers to the relationships and connections between individuals or groups and those in positions of power or authority, such as government officials, institutions, or organizations, on community development. The representative from the city's Social Affair Office (A1) emphasized that relationships with government officials and institutions are crucial for community development. A1 noted that although community members generally lack confidence in approaching local officials for support (mean of 2.08) and have limited personal connections to access external resources (mean of 2.13), the influence of such connections, when present, is profound. This aligns with the high mean score (4.47) indicating that communities recognize the importance of these connections in influencing decisions and policies.

The representative from the Economy and Development Office (A2) highlighted the importance of collaboration between the community and external organizations. A2 observed that participation in activities involving such collaboration is moderate (mean of 3.14), indicating

room for improvement. However, A2 stressed that when these collaborations are successful, they significantly enhance the community's ability to mobilize resources and effect change. This perspective is supported by the quantitative data, which shows a discrepancy between low confidence in approaching officials and the high perceived impact of successful connections. A2 suggested that strengthening these relationships could address many community development challenges.

The Iddir leader (A3) provided a community-based view, acknowledging the mixed experiences with local government responsiveness (mean of 2.10). A3 emphasized that while there is a significant impact of social linking capital on community development, many community members feel disconnected from those in power. This sense of disconnection is reflected in the low confidence scores but contrasts with the high impact score, suggesting that when effective links are made, they are highly beneficial. A3 argued for more proactive efforts by local officials to engage with community members, thereby improving trust and confidence in these relationships.

The interviewees were also asked about their perspective on the impact of social cohesion or social trust on community development, which involves the level of trust and cooperation among community members. The representative from the city's Social Affair Office (A1) emphasized that while social trust is fundamental, its direct impact on tangible community development outcomes seems limited. A1 pointed out that although there is a moderate level of general trust among community members (mean of 3.11), other aspects of social cohesion, such as the willingness to share personal concerns (mean of 2.04) and the perceived readiness of others to help in times of need (mean of 2.25), are relatively low. A1 suggested that this lack of deeper interpersonal trust and active mutual support might explain why social cohesion does not significantly drive development, aligning with the quantitative findings.

The representative from the Economy and Development Office (A2) shared a similar view, noting that while social cohesion theoretically supports community stability and cooperation, the practical effects on development are often muted. A2 highlighted that feelings of safety and security based on mutual trust are only moderate (mean of 2.33), which can inhibit collective action and long-term planning essential for community development. A2 argued that without higher levels of trust and a stronger sense of mutual responsibility, efforts to leverage social

cohesion for economic and infrastructural improvements might fall short. This observation corresponds with the overall low significance of social cohesion in the quantitative analysis.

Contrastingly, the Iddir leader (A3) offered a slightly divergent perspective, emphasizing the potential of social cohesion as a foundational element for community resilience. A3 acknowledged the current low levels of trust and cooperation (mean of 2.03 for effective problem-solving), but stressed that the Iddir's success in mutual aid and emergency support showcases the latent potential within the community. A3 suggested that with focused efforts to build trust and encourage community participation, the role of social cohesion in development could be amplified. This view somewhat deviates from the quantitative findings, suggesting a belief in the untapped potential of social cohesion.

The final question also addressed the effect of neighborhood social composition. The responses from the three interviewees reveal diverse perspectives on the influence of neighborhood social composition on community development. A1, from the Social Affairs Office, emphasized that the high level of poverty (Mean = 4.81) and income inequality (Mean = 1.75) significantly hinder community development efforts. He noted that these socioeconomic challenges create a sense of instability and reduce the effectiveness of social programs aimed at fostering development. A1 also highlighted the difficulty in creating a cohesive community when there is a high turnover of residents, as indicated by the frequent arrival of new families (Mean = 4.18) and the desire of many residents to move out (Mean = 4.22). This aligns with the quantitative findings, underscoring that poverty and income disparity are critical issues.

A2, from the Economy and Development Office, shared a slightly different view, focusing more on the potential for improvement. He acknowledged the challenges posed by poverty and inequality but also pointed out the opportunities for economic initiatives to address these issues. A2 stressed that diverse neighborhoods (Mean = 2.11) could leverage their varied perspectives to innovate and create inclusive development projects. He believed that with proper investment in resources and services (Mean = 2.25), the community could overcome its socioeconomic hurdles. This view only slightly deviates from the quantitative data by being more optimistic about the potential for positive change through strategic economic development.

A3, the Iddir leader, provided a grassroots perspective, emphasizing the social aspects of neighborhood composition. He noted that while economic disparities and turnover rates are significant challenges, the sense of community spirit and mutual aid within the Iddir leaders

offers a foundation for building social cohesion. A3 highlighted that despite the discomfort some feel about living in a racially diverse area (Mean = 2.11), there are strong underlying ties that could be strengthened to improve overall community well-being. This perspective aligns with the quantitative findings regarding the challenges but deviates slightly by focusing on the potential of social cohesion and community initiatives to drive development.

The interview responses from A1, A2, and A3 collectively underscore the nuanced roles of different forms of social capital in the community development of Sheger City Furi Sub City. A1 from the Social Affairs Office highlighted the significant impact of social bonding capital, aligning with the quantitative finding that close-knit relationships foster a supportive community. A2 from the Economy and Development Office pointed out the limited influence of social bridging capital, reflecting the quantitative data which indicated that interactions across diverse groups are less impactful. Both A1 and A2 noted the importance of social linking capital, with A2 emphasizing the role of connections to external resources and A1 stressing the need for responsive local governance, corroborating the significant quantitative impact of this capital. A3, the Iddir leader, illustrated the strengths and challenges of neighborhood social composition, emphasizing the resilience of community networks despite economic disparities, echoing the quantitative results which highlighted the critical influence of neighborhood composition on community development. Together, these insights provide a comprehensive view that integrates the strengths and gaps identified in the quantitative analysis, emphasizing the pivotal role of both internal community bonds and external linkages in fostering sustainable development.

4.8 Discussions of the Results

This study aimed to determine the role of Social capital on community development in case of Furi sub city Administration of Sheger city. To do so as it is revealed in the literature part of the study determinant factors such as Social bonding capital, Social bridging capital, Social linking capital, Social cohesion and Neighborhood social composition were measured in contrast to community development on the study area.

In this study it was found that Social bonding was one of the significant factors that affect community development. This outcome aligns with numerous recent studies that underscore the importance of strong interpersonal relationships and community cohesion. For instance, a study

by Putnam (2000) highlighted that communities with robust social bonding capital tend to have higher levels of mutual support, which enhances collective efficacy and community resilience. Similarly, research by Woolcock and Narayan (2000) emphasized that social bonding capital facilitates the sharing of resources and information among community members, fostering an environment conducive to collective action and development.

Contrastingly, some studies present a nuanced view of social bonding capital's role. While acknowledging its benefits, these studies point out potential limitations. For example, Portes (1998) noted that excessive bonding within homogenous groups might lead to exclusionary practices and limit access to broader networks and resources, potentially hindering overall community development. This perspective suggests that while social bonding capital is crucial for fostering close-knit communities, it must be balanced with bridging and linking social capital to avoid insularity and ensure access to diverse opportunities and external resources. This nuanced view helps understand the dual nature of social bonding capital, emphasizing its benefits while cautioning against its potential drawbacks if not complemented by other forms of social capital.

Furthermore, a comparative analysis with studies in different geographical contexts reveals that the impact of social bonding capital may vary depending on cultural and socio-economic factors. For example, in their research on rural communities in sub-Saharan Africa, Krishna and Shrader (1999) found that social bonding capital played a pivotal role in community mobilization and development efforts, similar to the findings in Furi Sub City. However, in more urbanized and diverse settings, the relative importance of social bonding capital might differ, with greater emphasis placed on bridging and linking capital to navigate complex social landscapes (Lin, 2001). These comparisons underscore the importance of context in evaluating the role of social bonding capital in community development, suggesting that while its benefits are widely recognized, its application and impact may vary across different community settings.

However, the study did not find a significant impact of social bridging on community development, which is consistent with the results of other studies in the same field. For instance, Burt (2005) argues that while bridging social capital can provide access to new information and resources, its impact on community development is contingent on the strength and quality of the bridging ties. In many cases, superficial connections across diverse groups may not translate into meaningful collaborations or tangible benefits for community development. This perspective

suggests that simply having a diverse network is insufficient without strong, functional relationships that facilitate effective cooperation and resource sharing.

Contrastingly, other studies have found that social bridging capital can be crucial in different contexts, particularly in heterogeneous communities where diverse connections are necessary for accessing external resources and opportunities. For example, Putnam (2000) emphasizes that communities with substantial bridging capital are better positioned to leverage external support and adapt to changing socio-economic environments. In urban settings, bridging social capital often plays a vital role in fostering innovation, resilience, and inclusive growth by connecting disparate groups and enabling the flow of ideas and resources across social divides. This view highlights the potential of bridging social capital to contribute to community development, especially when complemented by strong bonding and linking capital.

Moreover, the context-specific nature of social bridging capital's impact is evident in studies from various geographical and socio-economic settings. Woolcock and Narayan (2000) note that in some developing regions, bridging social capital is essential for linking communities to external agencies and markets, which can drive development outcomes. However, in the context of Sheger City Furi Sub City, the finding that bridging capital is not a significant factor may reflect a unique community dynamic where intra-community cohesion and localized support networks (bonding capital) play a more critical role. This suggests that the effectiveness of social bridging capital in fostering community development may depend heavily on the existing social structure and the specific needs of the community, reinforcing the idea that one-size-fits-all approaches to social capital and development are inadequate.

The discrepancy between the findings from Sheger City Furi Sub City Communities and other studies might be due to the specific socio-economic and cultural context of the study area. In the Sheger City Furi Sub City Communities, the quantitative data revealed low levels of interaction and comfort in reaching out to people from different backgrounds (mean values around 2.32 to 2.45). This indicates that social bridging capital is relatively weak in this community. Additionally, the impact of social bridging may be overshadowed by more immediate concerns such as poverty and inadequate infrastructure, which require more direct forms of intervention and support. Moreover, the effectiveness of bridging social capital might be hampered by existing social divisions and a lack of institutional support to facilitate meaningful connections across diverse groups (Woolcock & Narayan, 2000). This suggests that in contexts where basic

needs and strong institutional frameworks are lacking, the potential benefits of social bridging may not be fully realized.

Thirdly, the study found that social linking, one of the determinant factors examined, significantly influenced community development in the study area of Sheger City Furi Sub City Communities. This outcome aligns with numerous recent studies that emphasize the importance of social linking capital, which involves connections between individuals or groups and institutions or individuals in positions of power. For example, Szreter and Woolcock (2004) argue that linking social capital is crucial for accessing resources, information, and support from formal institutions, which can enhance community development efforts. This form of social capital facilitates the flow of critical resources and support needed for community initiatives, making it a pivotal element in fostering development.

Contrastingly, some studies suggest that while social linking capital is important, its effectiveness can vary based on the quality and nature of the relationships between community members and external institutions. According to Krishna (2002), the mere presence of linking capital does not guarantee positive outcomes unless there is mutual trust and responsiveness between the community and these institutions. In some cases, communities with high levels of linking capital may still struggle if the institutions they are connected to are inefficient or corrupt. This perspective highlights that the impact of linking social capital on community development is not solely dependent on the existence of connections but also on the effectiveness and integrity of the institutions involved.

Further, a study by Zhang et al. (2011) using longitudinal data from a nationally representative dataset found that linking capital, indicated by involvement in voluntary organizations, had small but significant effects on future economic well-being at the individual level. Similarly, Beugelsdijk and Smulders' (2003) study at the aggregate level of 54 European regions found that linking capital, measured by memberships in voluntary organizations, was positively associated with regional economic growth. These findings suggest that social capital that bridges across diverse groups, such as linking relationships, can have positive impacts on economic and community development outcomes. Additionally, research by Narayan and Pritchett (1999) indicates that the impact of social linking capital can be context-specific, influenced by the socio-political environment. In environments where governance structures are robust and transparent, linking capital can significantly propel community development by ensuring that

community needs and voices are represented in decision-making processes. Conversely, in contexts with weak governance, the benefits of linking capital may be undermined by bureaucratic inertia or corruption. The findings from Sheger City Furi Sub City suggest a positive impact, potentially indicating a functional relationship between the community and local institutions, which contrasts with contexts where institutional failure limits the effectiveness of linking social capital.

The study found that social cohesion or social trust did not significantly affect community development in the study area of Sheger City Furi Sub City Communities. This result echoes recent studies that cast doubt on the simple idea that strong social cohesion automatically improve communities. For instance, a study by D'Hombres et al. (2010) in Eastern European countries found that while social trust is important, its direct impact on economic development is less significant than other forms of social capital like networks and institutional trust. Similarly, Pichler and Wallace (2007) argue that social trust alone may not be sufficient to drive development outcomes without the presence of strong institutional frameworks and economic opportunities. Contrastingly, other studies emphasize the critical role of social cohesion in fostering community development. Putnam (2000) in his seminal work "Bowling Alone" highlights how social cohesion and trust are fundamental to the effective functioning of communities, enabling cooperation and collective action. Putnam's work suggests that communities with high social trust are better at mobilizing resources, solving common problems, and implementing community projects. This view is supported by studies in various contexts showing that high social cohesion can enhance social capital and lead to better community outcomes (Helliwell & Putnam, 2004).

The discrepancy between these findings and the results from the Sheger City Furi Sub City Communities study might be due to contextual factors. In the study area, the lack of significant impact of social cohesion on community development could be attributed to several reasons. Firstly, the existing social trust might be too low to generate substantial collective action. The quantitative data revealed low levels of comfort in sharing personal information and seeking help from neighbors, indicating weak social cohesion (mean values around 2.04 to 2.33). Secondly, the community might face more pressing structural issues such as poverty, unequal income distribution, and inadequate resources, which overshadow the potential benefits of social cohesion. In such environments, even strong social ties might not be sufficient to overcome these

systemic barriers to development. This perspective is supported by Bjørnskov (2006), who found that the impact of social trust on development is mediated by the broader socio-economic context.

Lastly, Neighborhood social composition is one of the significant factors that affect significantly community development in the study area. This finding aligns with recent studies that emphasize the importance of neighborhood characteristics in fostering or hindering community development. For instance, Sampson et al. (2002) highlight that neighborhoods with a high level of social cohesion and trust, combined with a diverse socio-economic composition, are better positioned to mobilize resources and implement community initiatives. These neighborhoods often exhibit stronger social networks and greater collective efficacy, which contribute positively to community development.

Conversely, some studies offer a more nuanced view, suggesting that while neighborhood social composition is important, its impact can vary significantly depending on other contextual factors. Browning, Cagney, and Wen (2003) argue that the benefits of a diverse neighborhood composition can be mitigated by underlying socio-economic inequalities and lack of institutional support. For example, neighborhoods with significant income disparities may experience tension and fragmentation, which can undermine the potential benefits of diversity. This perspective is supported by research indicating that merely having a diverse social composition is not sufficient; the quality of interactions and the presence of inclusive policies are crucial for leveraging the advantages of diversity (Putnam, 2007).

The specific context of Sheger City Furi Sub City Communities provides additional insights into why neighborhood social composition significantly affects community development. The quantitative data indicated high levels of concern about poverty and income distribution, with mean values suggesting serious issues in these areas. Additionally, there was a notable preference for moving out of the neighborhood, reflecting dissatisfaction with current conditions. These findings suggest that in this community, the social composition influences not just the immediate social interactions but also long-term perceptions and aspirations of the residents. The significance of neighborhood social composition in this context could be attributed to the pressing socio-economic challenges that amplify the role of local social dynamics in either facilitating or impeding community development (Sampson et al., 2002; Browning et al., 2003).

The findings of the study on Furi Sub-city resonate with broader global concerns about the erosion of social capital and the rise of individualism. The community's challenges in fostering deep trust and mutual support are indicative of a larger trend where social cohesion is weakening. This decline in social cohesion is attributed to several factors, including increased urbanization, economic inequalities, and cultural diversities that, while enriching, also pose integration challenges. The study's data showing neutral to low trust levels and reluctance to engage deeply with others aligns with observations in other parts of the world where social capital is seen to be deteriorating, driven by socio-economic divides and the impacts of the pandemic (Brookings) (Academic Oxford University Press).

Moreover, the rise of individualism is a significant concern as it often leads to weakened community bonds and decreased civic engagement. This trend is evident in the community's mixed responses regarding social connections and reliance on external social networks. The study's findings that people are hesitant to interact with those different from themselves and lack confidence in approaching local government or external organizations reflect a broader issue of social fragmentation. This fragmentation exacerbates the divide between different social groups, undermining collective action and community development efforts (Fast Company). Addressing these issues requires targeted initiatives to build trust, foster inclusivity, and bridge social divides, thus enhancing social capital and countering the trend toward individualism.

CHAPTER FIVE

5. SUMMARY OF MAJOR FINDINGS, CONCLUSIONS, AND RECOMMENDATIONS

5.1.Introduction

This chapter presents the findings, conclusions, and recommendations derived from the data discussed in the preceding chapter, which reflect the current situation on the ground. It addresses the study's main objective: to determine the role of social capital in community development in Furi Sub-city. It examines relevant literature, and analyzes data collected from reliable sources and intended audiences, to draw meaningful conclusions and propose actionable recommendations based on the research objectives and questions.

5.2.Summary of major findings

- Analyzing marital status, the study reveals a rich fabric of social structures. While a majority being married suggests families are key to social connections, a significant number of singles highlights the importance of fostering social networks beyond families. The presence of divorced and widowed individuals further emphasizes the need for inclusive community support, ensuring everyone has access to resources and social connections that contribute to an active and well-connected community.
- The study found significant portions (69%) of the community are relatively new residents, having lived there for less than 8 years. This trend, likely due to factors like urbanization, might influence social capital development as strong connections take time to build. However, it also creates an opportunity for community initiatives to focus on integrating newcomers and fostering social ties to strengthen the overall social fabric.
- Despite a Muslim majority (60%), the study revealed significant religious diversity in the community. This mix, with Orthodox, Protestant, and other faiths present (40%), highlights the potential for both strong internal bonds within religious groups and bridging social capital through interfaith cooperation. Understanding these dynamics is crucial, as religious affiliation can influence social networks, trust, and participation.
- The study found a vibrant linguistic mix in the community, with Afan Oromo being the most common tongue (32%) followed by Amharic, Guragigna, Siltigna, and others. This diversity

reflects the multicultural character of the area. It's important because language shapes social connections and communication.

- The study looked at family size (household members) to understand social capital. Most households are medium-sized (4-6 members), suggesting this might be the typical family structure. Larger families often have strong internal bonds that can benefit the community, while smaller families may rely more on external social networks. This variation means community development efforts should consider different household needs to ensure everyone has opportunities to build social capital and contribute to the community.
- In regard to social bonding, the study found a mixed way regarding social connections in the community. While people generally agree they can rely on neighbors for help (mean 3.33) and participate in social activities (mean 3.63), there's hesitation with deeper trust. People are somewhat neutral about sharing personal problems (mean 2.93) and relying on community support during difficulties (mean 2.92). This suggests frequent social interactions but a lack of deeper connections. Cultural reasons, past experiences, or a lack of community initiatives could be behind this. Building trust and fostering mutual support might be key to strengthening social bonds and improving community development.
- In regard to social bridging, the study indicated that a disconnect in the community regarding interaction with diverse backgrounds. While people generally agree on the value of understanding different perspectives (mean 3.81), there's a lack of actual interaction and trust (mean 2.65). People rarely interact with those different from them (mean 2.32) and hesitate to seek help outside their circles (mean 2.39). Trust and collaboration across groups is also low (mean 2.28). This suggests a missed opportunity for community development. Efforts should focus on creating a more inclusive environment that bridges social divides and builds bridges among different community groups.
- With respect to social linking, the research found an Unenthusiastic response regarding the community's connection with outsiders. People see value in collaborating with external organizations (mean 4.47) but lack confidence in approaching them (mean 2.13) or local government (mean 2.08). There's also a sense that local government isn't responsive (mean 2.10). This suggests another missed opportunity. Building trust and creating easier connections with external organizations and local government could significantly boost the community's social capital and development.

- In regard to Social cohesion/trust, the study found that the community lacks strong social cohesion (mean 2.35). People are generally neutral about trusting others to keep promises (mean 3.11) but less trusting when it comes to sharing personal information (mean 2.04) or helping others (mean 2.25). Feelings of safety (mean 2.33) and confidence in working together (mean 2.03) are also low. This suggests a weak foundation of trust and cooperation. Building trust, respecting privacy, and fostering collaboration through community programs could significantly strengthen social cohesion and benefit overall community development.
- With respect to Neighborhood composition, the study revealed several concerns regarding the neighborhood's social makeup (mean 3.06). Poverty is a major issue (mean 4.81) and income distribution is perceived as unfair (mean 1.75). There's discomfort with racial diversity (mean 2.11 for both questions). People are also somewhat transient, with many new families moving in (mean 4.18) and residents considering moving out (mean 4.22). Finally, the neighborhood is seen as lacking resources (mean 2.25). This mix of poverty, unfairness, racial tension, and lack of resources likely contributes to the desire to leave and undermines a sense of stability and satisfaction. Addressing these issues through targeted programs could significantly improve the neighborhood's social composition and quality of life.
- In regard to community development, the study found a positive outlook on cultural preservation within the community (mean 4.18) with high participation in cultural events (mean 3.42) and recognition of its value (mean 4.41). However, support for cultural activities from local organizations is lacking (mean 2.45). Economic collaboration and political engagement are areas for improvement (mean 2.81 and 2.11 respectively), with residents feeling they have little influence (mean 2.29). To strengthen the community's development, efforts should focus on increasing collaboration on economic and political issues, while also improving local support for cultural activities.
- This study's model summary in the above table shows that the coefficient of determination (R^2), using all the predictors simultaneously, is ($R^2 = 0.509$) meaning that 50.9% of the variance in community development on the study area can be predicted from predictors while the rest 49.1% is explained by other factors that are not mentioned here. Therefore, this indicates that 50.9% of the variance in community development was explained by the model.
- The study looked at a model to predict how different factors (independent variables) affect community development (dependent variable) in Furi Sub-city. The results show the model

is statistically significant ($F=74.570$, $p=.000$). This means the model is very good at predicting how those factors influence how well people develop within the community.

- The p-value of Social bonding capital, Social linking capital and Neighborhood social composition is less than 0.05. This suggests that Social bonding capital, Social linking capital and Neighborhood social composition significantly influence community development in the study area. Further, since its p-value is also larger than 0.05 the Constant and the other two predictors were not supported to be included in the model.
- This study has found factors most influence community development. Social bonding capital, social linking capital, and neighborhood social composition were the ones that have shown significant impact on community development. The regression model is: ***Community development*** = $0.120 \times \text{Social bonding capital} + 0.116 \times \text{Social linking capital} + 0.640 \times \text{Neighborhood social composition}$. According to the model, the Neighborhood social composition (coefficient = 0.640) has the strongest influence, followed by Social bonding (coefficient = 0.120) and Social linking capital (coefficient = 0.116) having a positive impact. Importantly, the study revealed that these social factors (bonding, bridging, and linking capital) don't have the same weight for all community development initiatives, as shown by their varying coefficient values.

5.3. Conclusions

The research has revealed important insights into how different types of social capital influence community development in Furi Sub city administration of Sheger city community. The study found that social bonding, social linking, and neighborhood social composition have significant impacts on community development, while social bridging and social cohesion/trust do not. These findings align with and diverge from existing literature, providing a nuanced understanding of social capital's role in community dynamics.

Firstly, the significant impact of social bonding on community development aligns with existing literature that highlights the importance of strong interpersonal connections and trust within close-knit groups. Studies by Putnam (2000) and Coleman (1988) emphasize that social bonding enhances cooperative behaviors and collective action, which are crucial for community resilience and participation. In Furi Sub City, the high mean scores for dependability and communal support among neighbors support this view, suggesting that intimate connections facilitate community engagement and development activities.

In contrast, social bridging did not emerge as a significant factor in this study, which contrasts with some studies that emphasize its role in accessing external resources and fostering innovation (Woolcock, 2001; Szreter & Woolcock, 2004). The relatively low mean scores for interactions and trust among diverse groups in Furi Sub City indicate that the community may lack the cross-cutting ties necessary to leverage broader networks for development. This could be attributed to social or cultural barriers that limit interactions between different social groups, highlighting a potential area for community development initiatives to focus on building bridges across diverse groups.

Similarly, social cohesion or social trust was found to be insignificant in impacting community development, which diverges from studies that argue trust is crucial for community cooperation and collective efficacy (Fukuyama, 1995; Putnam, 2000). The low mean scores for trust-related measures, such as sharing personal information and perceived willingness to help, suggest that mistrust among community members could be hindering collective action and mutual support. Local contextual factors, such as historical grievances or socio-economic disparities, might explain this discrepancy by eroding trust and cohesion.

The significant impact of social linking on community development aligns with the notion that connections between individuals or groups and those in positions of power or authority are crucial for accessing resources and influencing policies (Woolcock, 2001). This finding suggests that empowering communities to build and leverage relationships with external organizations can significantly enhance development outcomes.

Moreover, the study's findings on neighborhood social composition are consistent with existing literature emphasizing the importance of socio-economic and demographic factors in shaping community dynamics (Sampson, Raudenbush, & Earls, 1997). The high mean scores indicating concerns about poverty and a desire to move out, alongside perceptions of inadequate resources, highlight how socio-economic challenges can impede development. Addressing poverty and ensuring equitable resource distribution are critical for creating a conducive environment for community development in Furi Sub City.

In conclusion, this study contributes to the broader understanding of social capital's role in community development by highlighting the significant impact of social bonding, social linking, and neighborhood social composition. It challenges the perceived importance of social bridging

and cohesion in certain contexts. These findings suggest that tailored approaches considering local social dynamics are essential for effective community development strategies.

5.4.Recommendations

Based on the findings from the study the following recommendations are drawn.

Strengthen Social Bonding Capital: The significant impact of social bonding on community development suggests that initiatives should focus on strengthening interpersonal connections within the community. Programs that encourage regular social gatherings, community events, and group activities can help foster a sense of belonging and mutual support among residents. For example, creating more community centers and organizing neighborhood festivals can enhance interaction and cooperation among community members.

Facilitate Social Linking Capital: Given the significant role of social linking capital, it is crucial to facilitate connections between community members and external entities such as government officials, NGOs, and other organizations. Establishing formal channels for communication and collaboration, such as community advisory boards or public forums, can empower residents to voice their concerns and access necessary resources. Additionally, training programs that enhance residents' skills in advocacy and networking can help leverage these external relationships for community benefit.

Address Socio-Economic Challenges: The findings on neighborhood social composition highlight the importance of addressing socio-economic disparities to promote community development. Targeted interventions to alleviate poverty, improve income distribution, and provide adequate resources and services are essential. Policymakers should prioritize investments in education, healthcare, and infrastructure to enhance the quality of life and economic opportunities for all residents. Initiatives such as microfinance programs, vocational training, and job creation schemes can also be effective.

Promote Inclusive Community Engagement: The study revealed that social bridging and social cohesion/trust are not significantly impacting community development in Furi Sub City. To address this, efforts should be made to promote inclusive community engagement that transcends social and cultural barriers. Initiatives that encourage interaction between diverse

groups, such as multicultural events and intergroup dialogue sessions, can help build trust and understanding. Additionally, implementing community projects that require collaboration among different social groups can foster a sense of shared purpose and cooperation.

Enhance Community Support Systems: The presence of divorced and widowed individuals underscores the need for inclusive support systems that cater to varied marital statuses. Establishing support groups, counseling services, and assistance programs for these individuals can help integrate them into the community and ensure they have access to necessary resources. These support systems can also play a crucial role in enhancing social bonding and cohesion by providing platforms for mutual aid and emotional support.

Monitor and Evaluate Community Development Initiatives: Regular monitoring and evaluation of community development initiatives are essential to ensure their effectiveness and sustainability. Implementing a comprehensive evaluation framework that includes feedback from community members can help identify areas for improvement and adjust strategies accordingly. Additionally, fostering a culture of continuous learning and adaptation within community organizations can enhance the overall impact of development efforts.

5.5. Implications for future research

Based on the findings from the research the following implications for future research are drawn:

Explore Factors Influencing Social Bonding and Linking: Since social bonding and linking were found to significantly impact community development, future research should delve deeper into understanding what specific factors within these types of social capital are most influential. Studies could investigate how different types of activities, cultural practices, or demographic variables affect the strength of social bonds and links in the community.

Investigate Barriers to Social Bridging: Given that social bridging did not significantly impact community development in this study, future research should explore the barriers preventing effective bridging. Researchers could look into issues such as social segregation, cultural differences, or lack of opportunities for diverse groups to interact.

Assess the Role of Social Cohesion and Trust: Since social cohesion and trust were not found to significantly influence community development, it would be valuable to explore why this is the case in Furi Sub City. Future research could examine the specific aspects of trust and

cohesion that are lacking or ineffective and how these might differ from other contexts where they have a positive impact. Comparative studies with different communities could provide insights into these dynamics.

Longitudinal Studies on Social Capital Impact: Conducting longitudinal studies could provide a deeper understanding of how social capital affects community development over time. By tracking changes in social capital and community development indicators over several years, researchers can identify long-term trends and the sustainability of social capital's impact.

Evaluate Policy and Program Interventions: Future research should also focus on evaluating the effectiveness of various policy and program interventions aimed at enhancing social capital. By assessing which initiatives work best in improving social bonding, linking, and bridging, researchers can provide evidence-based recommendations for policymakers and community leaders.

Expand Research to Diverse Communities: To generalize the findings, similar studies should be conducted in different geographic locations and among various communities. Comparing results across different settings can help identify universal principles of social capital's role in community development and highlight context-specific factors.

REFERENCES

- Ahmad, S., Wasim, S., Irfan, S., Gogoi, S., Srivastava, A., & Farheen, Z. (2019). Qualitative V/S. Quantitative Research- A Summarized Review. *Journal Of Evidence Based Medicine And Healthcare*, 6(43), 2828–2832. <https://doi.org/10.18410/Jebmh/2019/587>
- Akhtar, M. I. (2016). Research Design. <https://ssrn.com/abstract=2862445>
- Aldrich, D. P., & Meyer, M. A. (2015). Social Capital and Community Resilience. *American Behavioral Scientist*, 59(2), 254-269.
- Aldrich, D. P., & Meyer, M. A. (2015). Social Capital and Community Resilience. *American Behavioral Scientist*, 59(2), 254-269. doi:10.1177/0002764214550299.
- Berkman, L. F., & Glass, T. (2000). Social Integration, Social Networks, Social Support, and Health. *American Journal of Epidemiology*, 131(2), 227-237.
- Berry, W. D., & Feldman, S. (1985). *Multiple Regression in Practice*. Sage Publications.
- Beugelsdijk, S., & Smulders, S. (2003). Bridging and bonding social capital: Which type is good for economic growth?. In W. Arts, L. Halman, & J.
- Beugelsdijk, S., & van Schaik, T. (2020). Social Capital and Regional Economic Growth. *Regional Studies*, 54(6), 746-759.
- Bhandari, H., & Yasunobu, K. (2021). What is Social Capital? A Comprehensive Review of the Concept. *Asian Journal of Social Science*, 49(2), 129-148.
- Bjørnskov, C. (2006). The multiple facets of social capital. *European Journal of Political Economy*, 22(1), 22-40.
- Bourdieu, P. (1984). *Distinction: A social critique of the judgment of taste*. Harvard University Press.
- Bourdieu, P. (1986). The forms of capital. In J. G. Richardson (Ed.), *Handbook of theory and research for the sociology of education* (pp. 241–258). Greenwood Press.

- Bourdieu, P., & Wacquant, L. (1992). *An invitation to reflexive sociology*. University of Chicago Press.
- Breusch, T. S., & Pagan, A. R. (1979). A Simple Test for Heteroscedasticity and Random Coefficient Variation. *Econometrica*, 47(5), 1287-1294.
- Briggs, X. S. (1998). Brown kids in White suburbs: Housing mobility and the multiple faces of social capital, *Housing Policy Debate*, 9, 177-221.
- Brill. Lombe, M., & Ssewamala, F. M. (2007). The role of informal social networks in micro-savings mobilization. *Small Enterprise Development*, 18(1), 50-60.
- Brookings. (2020). Social capital: Why we need it and how we can create more of it. Retrieved from Brookings
- Browning, C. R., Cagney, K. A., & Wen, M. (2003). Explaining variation in health status across space and time: Implications for racial and ethnic disparities in self-rated health. *Social Science & Medicine*, 57(7), 1221-1235.
- Bryman, A. (2012). *Social Research Methods*. Oxford University Press.
- Bryman, A. (2016). *Social Research Methods* (5th ed.). Oxford University Press.
- Burt, R. S. (2005). *Brokerage and closure: An introduction to social capital*. **Oxford University Press**.
- Carpiano, R. M. (2007). Neighborhood Social Capital and Adult Health: An Empirical Test of a Bourdieu-Based Model. *Health & Place*, 13(3), 639-655.
- Chaskin, R. J., & Joseph, M. L. (2015). Community Development and Social Capital: An Examination of Community-Driven Partnerships in Washington, DC. *Community Development*, 46(3), 1-20. doi:10.1080/15575330.2015.1017403.
- Chetty, R., Hendren, N., Kline, P., & Saez, E. (2016). Where is the Land of Opportunity? The Geography of Intergenerational Mobility in the United States. *Quarterly Journal of Economics*, 129(4), 1553-1623.
- Claridge, T. (2018). Social Capital and Natural Resource Management: An Important Role for Social Capital. *Ecological Economics*, 145, 84-90.

- Coleman, J. S. (1988). Social capital in the creation of human capital. *American Journal of Sociology*, 94, S95-S120.
- Coleman, J. S. (1988). Social capital in the creation of human capital. *American Journal of Sociology*, 94, S95–S120.
- Coleman, J. S. (1990). *Foundations of social theory*. Harvard University Press.
- Cornwall, A., & Sherwood, S. (2016). *Citizen participation in public policy: From representation to co-creation*. John Wiley & Sons.
- Creswell, J. W. (2014). *A concise introduction to mixed methods research*. SAGE Publications.
- Creswell, J. W. (2014). *Research Design: Qualitative, Quantitative, and Mixed Methods Approaches*. Sage Publications.
- Creswell, J. W., & Creswell, J. D. (2017). *Research Design: Qualitative, Quantitative, and Mixed Methods Approaches* (5th ed.). SAGE Publications.
- Creswell, J. W., & Plano Clark, V. L. (2018). *Designing and conducting mixed methods research* (3rd ed.). Sage Publications.
- D'Hombres, B., Rocco, L., Suhrcke, M., & McKee, M. (2010). Does social capital determine health? Evidence from eight transition countries. *Health Economics*, 19(1), 56-74.
- De Souza Briggs, X. (2019). Social Capital and Segmented Community Development. *Urban Affairs Review*, 55(3), 618-639.
- Denzin, N. K. (2017). Triangulation 2.0. *Journal of Mixed Methods Research*, 11(3), 283-291.
- Dhesi, A. (2000). *Social Capital and Community Development*. Tokyo: Asian Productivity Organization.
- Easterby-Smith, M., Thorpe, R., & Lowe, A. (2002). *Management Research: An Introduction*. Sage Publications.
- Evans, P. (1996). Government action, social capital and development: Reviewing the evidence on synergy. *World Development*, 24, 1089-1103.

- Fast Company. (2022). Why global leaders are terrified about 'social cohesion erosion'. Retrieved from Fast Company
- Field, A. (2013). *Discovering Statistics Using IBM SPSS Statistics* (4th ed.). Sage Publications.
- Field, A. P., Miles, J., & Groves, S. (2018). *Discovering statistics using R*. SAGE Publications Limited.
- Friedkin, N. E. (2004). Social Cohesion. *Annual Review of Sociology*, 30, 409-425.
- Fukuyama, F. (1995). *Trust: The Social Virtues and the Creation of Prosperity*. Free Press.
- Ghasemi, A., & Zahediasl, S. (2012). Normality Tests for Statistical Analysis: A Guide for Non-Statisticians. *International Journal of Endocrinology and Metabolism*, 10(2), 486-489.
- Gittell, R. & Vidal, A. (1998). *Community Organizing: Building Social Capital*. Thousand Oaks, CA: SAGE.
- Goundar, S. (2019). Research Methodology And Research Method Educational Technology View Project Blockchain Technologies, Applications And Cryptocurrencies: Current Practices And Future Trends View Project. <https://www.researchgate.net/publication/333015026>
- Granovetter, M. S. (1973). The Strength of Weak Ties. *American Journal of Sociology*, 78(6), 1360-1380. Lin, N. (1999). Building a Network Theory of Social Capital. *Connections*, 22(1), 28-51.
- Grootaert, C. and Bartelaer, T. eds. Understanding and measuring social capital: A Multidisciplinary tool for practitioners. World Bank; 2002.
- Hagenaars (2010.), The cultural diversity of European unity: Findings, explanations and reflections from the European Values Study (pp. 147-184).
- Harpham, T., Grant, E., & Thomas, E. (2002). Measuring Social Capital within Health Surveys: Key Issues. *Health Policy and Planning*, 17(1), 106-111. doi:10.1093/heapol/17.1.106.
- Haslam, S. A., Jetten, J., Postmes, T., & Haslam, C. (2008). Social identity, health and well-being: An emerging agenda for applied psychology. *Applied Psychology: An International Review*, 57(1), 1-23.

- Hawkins, R. L., & Maurer, K. (2010). Bonding, Bridging and Linking: How Social Capital Operated in New Orleans following Hurricane Katrina. *British Journal of Social Work*, 40(6), 1777-1793.
- Helliwell, J. F., & Putnam, R. D. (2004). The social context of well-being. *Philosophical Transactions of the Royal Society of London. Series B: Biological Sciences*, 359(1449), 1435–1446.
- Helliwell, J. F., Huang, H., & Wang, S. (2018). New Evidence on Trust and Well-being. *Handbook of Well-Being*, DEF Publishers.
- John M. Halstead, Steven C. Deller & Kevin M. Leyden (2021): Social capital and community development: Where do we go from here?, *Community Development*, DOI: 10.1080/ 15575330.2021.1943696
- Johnson, R. B., Onwuegbuzie, A. J., & Turner, L. A. (2007). Toward a definition of mixed methods research. *Journal of Mixed Methods Research*, 1(2), 112-133.
- Kawachi, I., & Berkman, L. F. (2000). Social cohesion, social capital, and health. In L. F. Berkman & I. Kawachi (Eds.), *Social Epidemiology* (pp. 174–190). Oxford University Press.
- Keyes, L, Schwartz, A, Vidal, A. & Bratt, R. (1996). Networks and nonprofits: Opportunities and challenges in an era of federal devolution. *Housing Policy Debate* 7(2). 21-28.
- Khamis, H. Z., Al-Adaileh, R., & Abedini, F. H. (2016). Social capital and access to healthcare among Jordanian migrant workers: A qualitative study. *BMC Public Health*, 16(1), 1029.
- Kim, D., Subramanian, S. V., & Kawachi, I. (2020). Social Capital and Physical Health: A Systematic Review of the Literature. *International Journal of Epidemiology*, 39(3), 894-910.
- Kim, H.-Y. (2006). Assessing the Role of Social Capital in the Community Development. Ph.D. thesis, University of Georgia.
- Knack, S. & Keefer, P. (1997). Does social capital have an economic pay-off? A cross country investigation. *Quarterly Journal of Economics*. 112(4),1251-1288.

- Knack, S. (2002). Social capital, growth, and poverty: A survey of cross-county evidence. In C. Grootaert, & T. Bastelaer, (Ed.), *The Role of Social Capital in Development: An Empirical Assessment* (pp.42-82). New York: Cambridge university press.
- Koenker, R. (1981). A Note on Studentizing a Test for Heteroscedasticity. *Journal of Econometrics*, 17(1), 107-112.
- Koo, T. K., & Li, M. Y. (2016). A Guideline of Selecting and Reporting Intraclass Correlation Coefficients for Reliability Research. *Journal of Chiropractic Medicine*, 15(2), 155-163.
- Krishna, A. (2002). Active social capital: Tracing the roots of development and democracy. **Columbia University Press.**
- Krishna, A., & Shrader, E. (1999). Social capital assessment tool. **The World Bank.**
- Larsen, L., Harlan, S. L., & Bolin, B. (2022). The Influence of Social Capital on Community Resilience. *Urban Studies*, 59(7), 1415-1431.
- Lin, N. (2001). Social capital: A theory of social structure and action. **Cambridge University Press.**
- Lin, N., & Erickson, B. H. (2008). The Impact of Social Capital on Community Organizations. *Annual Review of Sociology*, 34, 143-166. doi:10.1146/annurev.soc.34.040507.134743.
- Marshall, M. N. (2020). Sampling for qualitative research. *Family Practice*, 13(6), 522–526.
- Massey, D. S., & Denton, N. A. (1993). American apartheid: Segregation and the making of the underclass. Harvard University Press.
- McHugh, M. L. (2012). Interrater Reliability: The Kappa Statistic. *Biochemia Medica*, 22(3), 276-282.
- Munshi, K. (2020). Social capital and economic development in India: Evidence from village surveys. *The Review of Economic Studies*, 87(1), 284-322.
- Naidoo, Navindhra. (2011). What is research? A conceptual understanding. *Journal of Emergency Medicine*. 1. 10.1016/j.afjem.2011.05.011.

- Narayan, D., & Pritchett, L. (1999). Cents and sociability: Household income and social capital in rural Tanzania. *Economic Development and Cultural Change*, 47(4), 871-897.
- OECD. (2001). The well-being of nations: The role of human and social capital. OECD Publishing.
- OECD. (2010). Trust and social capital. OECD Publishing.
- Oxford Academic. (2023). The erosion of social capital: A growing trend. Retrieved from Oxford Academic
- Paldam, M. (2000). Social Capital: One or Many? Definition and Measurement. *Journal of Economic Surveys*, 14(5), 629-653. Woolcock, M., & Narayan, D. (2000). Social Capital: Implications for Development Theory, Research, and Policy. *The World Bank Research Observer*, 15(2), 225-249.
- Palinkas, L. A., Horwitz, S. M., Green, C. A., Wisdom, J. P., Duan, N., & Hoagwood, K. (2015). Purposeful Sampling for Qualitative Data Collection and Analysis in Mixed Method Implementation Research. *Administration and Policy in Mental Health and Mental Health Services Research*, 42(5), 533–544.
- Pargal, S., Gilligan, D. & Huq, M. (2002). Does social capital increase participation in voluntary solid waste management? Evidence from Dhaka, Bangladesh. In C. Grootaert, & T. Bastelaer, (Ed.), *The Role of Social Capital in Development: An Empirical Assessment* (pp.188-211). New York: Cambridge university press.
- Patton, M. Q. (1990). Qualitative evaluation and research methods (2nd ed.). Sage Publications.
- Patton, M. Q. (2015). Qualitative Research & Evaluation Methods: Integrating Theory and Practice (4th ed.). SAGE Publications.
- Pichler, F., & Wallace, C. (2007). Patterns of formal and informal social capital in Europe. *European Sociological Review*, 23(4), 423-435.
- Portes, A. (1998). Social capital: Its origins and applications in modern sociology. *Annual Review of Sociology*, 24(1), 1-24.

- Portes, A., & Sensenbrenner, J. (1993). Embeddedness and immigration: Theoretical and empirical considerations. In A. Portes (Ed.), *Immigrant America: A portrait* (pp. 1–30). University of California Press.
- Pretty, J., Ward, H., & Gibson, M. (1996). Social Capital and the Environment. *World Development*, 24(6), 1185-1196. doi:10.1016/0305-750X(96)00032-0.
- Putnam, R. D. (2000). Bowling alone: The collapse and revival of American community. **Simon and Schuster**.
- Putnam, R. D. (2007). E pluribus unum: Diversity and community in the twenty-first century. *Scandinavian Political Studies*, 30(2), 137-174.
- Rahi, S. (2017). Research Design and Methods: A Systematic Review Of Research Paradigms, Sampling Issues And Instruments Development. *International Journal Of Economics & Management Sciences*, 06(02). <https://doi.org/10.4172/2162-6359.1000403>
- Razali, N. M., & Wah, Y. B. (2011). Power Comparisons of Shapiro-Wilk, Kolmogorov-Smirnov, Lilliefors, and Anderson-Darling Tests. *Journal of Statistical Modeling and Analytics*, 2(1), 21-33.
- Rich, M. J., & Stoker, R. P. (2008). Social capital and community development: Where do we go from here? *Community Development*, 39(1), 1-15.
- Sampson, R. J. (2019). Neighbourhood Effects and Beyond: Explaining the Paradoxes of Inequality in the Changing American Metropolis. **Urban Studies**, 56(1), 3-32.
- Sampson, R. J., Morenoff, J. D., & Gannon-Rowley, T. (2002). Assessing “neighborhood effects”: Social processes and new directions in research. *Annual Review of Sociology*, 28(1), 443-478.
- Sampson, R. J., Raudenbush, S. W., & Earls, F. (1997). Neighborhoods and Violent Crime: A Multilevel Study of Collective Efficacy. *Science*, 277(5328), 918-924. Putnam, R. D. (2000). *Bowling Alone: The Collapse and Revival of American Community*. Simon and Schuster.

- Sampson, R. J., Raudenbush, S. W., & Earls, F. (2002). Neighborhoods and violent crime: A multilevel study of collective efficacy. *Science*, 277(5328), 918–924.
- Sampson, R.J. (2001). Crime and public safety: Insights from community-level perspectives on social capital. In Saegert, S., Thompson, J. P., & Warren, M. R (Ed.), *Social Capital and Poor Communities* (pp. 89-114). New York: The Russell Sage Foundation.
- Sarstedt, M., & Mooi, E. (2014). *Regression Analysis*. Sage Publications.
- Sharkey, P. (2018). The Long Reach of Childhood Trauma: How Violence Shapes Neighborhoods and Communities. *American Journal of Sociology*, 123(5), 1309-1339.
- Shi, Fei. (2015). Study on a Stratified Sampling Investigation Method for Resident Travel and the Sampling Rate. *Discrete Dynamics in Nature and Society*. 2015. 1-7.
10.1155/2015/496179.
- Streiner, D. L. (2003). Starting at the Beginning: An Introduction to Coefficient Alpha and Internal Consistency. *Journal of Personality Assessment*, 80(1), 99-103.
- Suramanian S.V., Kim D.J., & Kawachi I. (2002). Social trust and self-rated health in US communities: A multilevel analysis. *Journal of Urban Health: Bulletin of New York Academy of Medicine*, 79 (4), 21-34.
- Szreter, S., & Woolcock, M. (2004). Health by association? Social capital, social theory, and the political economy of public health. *International Journal of Epidemiology*, 33(4), 650-667.
- Tavakol, M., & Dennick, R. (2011). Making Sense of Cronbach's Alpha. *International Journal of Medical Education*, 2, 53-55.
- Teddlie, C., & Tashakkori, A. (2012). Common “core” characteristics of mixed methods research: A review of critical issues and call for greater convergence. *American Behavioral Scientist*, 56(6), 774-788.
- Teddlie, C., & Yu, F. (2007). Mixed methods sampling: A typology with examples. *Journal of Mixed Methods Research*, 1(1), 77-100.
- Thomas, C. G. (2021). *Research Methodology and Scientific Writing*.

- White, H. (1980). A Heteroskedasticity-Consistent Covariance Matrix Estimator and a Direct Test for Heteroskedasticity. *Econometrica*, 48(4), 817-838.
- Williams, C. (2007). Research Methods. In *Journal of Business & Economic Research*-March.
- Wilson, W. J. (1987). *The truly disadvantaged: The inner city, the underclass, and public policy*. University of Chicago Press.
- Woolcock, M. (2001). The place of social capital in understanding social and economic outcomes. *Canadian Journal of Policy Research*, 2(1), 11-17.
- Woolcock, M., & Narayan, D. (2000). Social capital: Implications for development theory, research, and policy. *The World Bank Research Observer*, 15(2), 225-249.
- Wu, C. (2020). The Role of Social Capital in Urban Neighborhoods: A Case Study of Social Cohesion in London. *Urban Affairs Review*, 56(1), 85-106.
- Zhang, S., Anderson, S. G., & Zhan, M. (2011). The differentiated impact of bridging and bonding social capital on economic well-being: An individual level perspective. *Journal of Sociology and Social Welfare*, 38(1), 119-142.
- Zikmund, W.G.: *Business Research Methods*, 7th Edn. Thompson South Western, Ohio (2003)

Appendix

Appendices/Annexes

Dear respondent,

I am a student at St. Merry University, department of Sociology. I am currently conducting research entitled “Assessing the role of Social Capital in Community Development in Case of Sheger City Furi Sub City communities”. The research is required as partial fulfillment for the completion of the Masters of Sociology. In this regard, your honest response to the best of your knowledge will give me with accurate information, ensuring that the study's findings fit the desired goal. The overall goal of this study is to determine and report Social Capital factors that impact Community development in Case of Sheger City Furi Sub City. As a result, you are respectfully encouraged to provide detailed responses to each question, as your response is

critical to the study's success. And I would like to inform you the rest is assured that any information you supply will be kept strictly secret and used solely for educational purposes. You have the right to withdraw if you feel you are not comfortable. If you would have you a risk fleeing you can you use the following address to contact me. Phone +251 9 29 47 76 05 , email sorhyl@gmail.com Thank you in advance for your cooperation.

Survey Questions

Part 1: Demography questions

1. **What is your age?**
☐ 18-24 ☐ 25-34 ☐ 35-44 ☐ 45-54 ☐ 55- 64 ☐ >=65
2. **What is your sex?** ☐ Female ☐ Male
3. **Which one of these describes your monthly personal income?**
☐ >=5000 ☐ 5000-10000 ☐ 10000-150000
☐ >=15000
4. **What is the highest level of education you have completed so far?**
☐ Elementary school ☐ High School
☐ Undergraduate/Bachelor degree
☐ Postgraduate /Master's degree or Doctoral degree/
☐ Other
5. **What is your marital status?**
☐ Single ☐ Married ☐ Divorced ☐ Widowed ☐ Other
6. **How many years have you lived with in this community?**
☐ 1 – 3 years ☐ 4 – 7 years ☐ above 10 years ☐ 8– 10 years
7. **What is your religion?**
☐ Protestant ☐ Orthodox ☐ Muslim ☐ Other
8. **What is your mother tongue?**
☐ Oromo ☐ Amhara ☐ Gurage ☐ Silte ☐ Other
9. **How many family members you have**
☐ Just me ☐ 2-3 ☐ 4-6 ☐ 7-9 ☐ 10-12 ☐ more than 12

Part 2: Likert scale questions

For the following questions, choose the one that is most appropriate that expresses your opinion by placing CROSS in the box☒, out of the five options(SD= Strongly Disagree, D=Disagree, N=Neutral, A=Agree and SA=Strongly Agree.)

A. Likert scale questions for independent variables		1(SD)	2(D)	3(N)	4(A)	5(SA)
Bonding	I feel like I can depend on my neighbors and family members for help and support.					
	I share a strong sense of belonging and community spirit with my neighbors.					
	I participate in social activities and events with my neighbors on a regular basis					
	I feel comfortable sharing personal problems and concerns with my neighbors.					
	I believe that my neighbors would come together to help if there was a problem in our community.					
Bridging	I regularly interact with people from different backgrounds and social circles in my community					
	I feel comfortable reaching out to people outside my immediate circle for information or resources.					
	I participate in activities or initiatives that involve people from different backgrounds or social positions in my community.					
	I believe that my connections with people from different backgrounds help me understand and appreciate different perspectives.					
	I feel that people from different backgrounds in my community trust each other and are willing to work together on common issues.					
	I feel confident approaching local government officials or organizations for support with community issues.					

Linking	I have personal connections or contacts that can help my community access resources or funding from outside organizations.					
	I participate in activities or initiatives that involve collaboration between community members and external organizations.					
	I believe that my community's connections to outside organizations help us influence decisions and policies that affect us.					
	I feel that local government officials and organizations are responsive to the needs and concerns of my community.					
Social Trust	I generally trust other people in my community to keep their promises and commitments.					
	I feel comfortable sharing personal information or concerns with people in my community because I believe they will respect my privacy and not gossip.					
	I believe that most people in my community would be willing to help me or others in need, even if it meant some inconvenience to themselves.					
	I feel safe and secure living in my community because I trust that people will act responsibly and look out for each other.					
	I believe that people in my community can work together effectively to solve problems because they trust each other and are willing to compromise.					
Neighborhood Social Composition	Poverty is a serious problem in my neighborhood					
	Distribution of income in my neighborhood is fair					
	I feel comfortable living in a racially diverse neighborhood					

	I often see new families moving into my neighborhood					
	I prefer to move out of my neighborhood in the next few years					
	Different racial and ethnic groups get along in your neighborhood					
	I feel like my neighborhood has enough resources and services to meet the needs of its residents					
Community Development	Residents in my community work together to improve economic opportunities					
	Community efforts are influencing local government decisions and policies					
	I often participate in community meetings or activities related to local politics and decision-making					
	I feel it is important for my community to preserve and celebrate its cultural traditions and heritage					
	I often participate in cultural events or activities within my community					
	I feel my community's cultural assets contribute to its overall development and well-being					
	Local organizations and initiatives support and promote cultural activities in my community					

Appendix II: Interview questions

1. In general, how would you assess the role of social capital and its relationship to community development? What are your overall thoughts on this topic?
2. How do you think strong relationships and connections between people with similar backgrounds, interests, and characteristics (social bonding capital) impact community development? What is your assessment of this type of social capital's influence?

3. What is your perspective on the role of interactions and relationships between diverse groups of people (social bridging capital) in shaping community development outcomes? How do you evaluate its impact?
4. In your opinion, how do the relationships and connections between individuals or groups and those in positions of power or authority (social linking capital), such as government officials and institutions, affect community development? What is your assessment of this type of social capital's influence?
5. What is your view on the impact of social trust and cohesion on community development? How do you think these factors contribute to or hinder development at the community level?
6. How do you assess the influence of the social composition of a neighborhood on its overall development? What aspects of neighborhood social composition do you believe are most relevant in this context?

Gaaffillee

Kabajamtoota Hirmattoota/Deebii Loattoota

Maqaan koo Soorii H/Maariyam barataa yunivarsitii Qidista mariyaam Dipartimeentii Sosholojii Ani Qorannoo Matadureen isaa gahee Soshaali keeapitaliin guddina howwasaatii qabu Bulchiinsa Magaalaa Shaggaartti Qorannon kun hanqinoota Soshoolojii walkaanis ta'e guutuun deebisuuf qora tamuudha kana ilallatee gaaffilee armaan gudii qoronichaa galmaan gahuuf kanaaf unka gaaffillee qorannoo yammuu isinif kenname iciitiin qabdanii guuttanii akka deebistan kabajan isiin gaafchaa, yoo isiinitti toluu bate mirga gutuu dhiisu qabdu gaaffiilee biroo bdeeffannoo yoo barbaaddan adeeffannoof lakk biblia 0929-477605 Emelii sorhl@gmail.com

Kutaa 1^{ffaa}

1. Umuriinkeemeeqa ?

☐ 18-24 ☐ 25-34 ☐ 35-44 ☐ 45-54 ☐ >=65

2. Saallikemaal?

Dh☐dhira ☐

3. GaliinkeeJi'aankam ?

☐ >=5000 ☐ 5000-10000 ☐ 10000-150000 ☐ >=15000

4. sadarkaanbarnootakee kami?

\$☐kaa 1ffaa (1-8)

\$☐kaa 2ffaa (9-12)

Digrii 1ffaa

DursiiyknDocketarii

Kan biraa

5. Ragaagahiila

Kan hinfunekanfudhe Kan hike

Kan jaladuu'e/tekanbira

6. Hawwasa kana keessahangamjiratte?

Waggaa waggaa

W aa 8-10 agga kudhanioli

7. Amantiinkeemaal ?

P stantiiOrthodoksii

M makanbira

8. Afaankamdandeessa ?

C iffaaAmariiffaaGura a silxee

Tigree kanbira

9. Baay'innamaatiiatiqabdu

Ana qofa 2-3 4-6 7-9 10-12

aniol

GffileearmaangodiidhiyataniiffilannookennamanfayyadamundeebiiittiamantuYknta'ajettufuldura
filannoowwanshaanankennaman (Gonkumaittinwaliingalu, Waliingalu, ,waliingala
,Baayiseenwaliigala)

A.Gaaffillee off danda'oovaariyabilsiiilikartIskeelii

Walqunamtii /Bonding/	Ollaankooakkakoottiwalirrattihirkannee fi maatiinkeenyaswalutubuu fi waldeeggaru
	Miira Cimaawaljalachuu fi afuuragaariinhowwasa olla koowaliifqoda.
	Yeroohundahowwasa olla koowaliinhirmaannahawwasa naan godha
	Rakkaadanqaahowwasa olla koomudatu nan qodadhaakkasumasittanhrimmadhas
	Naan amanaosoorakkonhowwasa olla kooqunnamewaliinta'uunwalgargaara,walgorgarreejiras.
Hidhata	Ani yeroohundanamootahaawwasadurdubegaragaraaqabanii fi hidhaatageengoqabanwaliinwalittidhuf
	Ani miiragaariinhowwasanaannoo fi ala jiranwaliininformeshiniiwalqaqabsiifna
	Ani hirmannaahowwasakeessatti naan tasiisaakkasumasnamaotahowwasakeessattigitagaragaraqabanwa

/Bridging/	Naan amananamootadurdubeeseenagaragaraaqabanwiliinwalittidhufunkooakkanwahubadhu fi barunata
	Akka nattidhagahamuttinammoonnisseenaadurdubeegaragaraaqabanwalamanuakkasumaswaanisaantokl
Walittidhufeen ya /Linking/	Ani ofittiamanamumaqababulchinsimootummanaannooykndhaabbaniittidhiheenyaaandhimmahawwasag
	Ani akkadhunfaattihowwasakooqabeenyandeeggarsadhaabbatabarbadefiduungaraarufwalqunnamittiyyk
	Akkan amanuttiwalqunnamtthawwasasikodhaabbata ala waliinqabudhibbaa imamate fi murtookennu
	Ani sochiiinisheetihawwasawaldeeggarsaalaagiddhjrutthimantnaaqaba
	Akka natidhagahamuttimootumannaannoofatti fi dhaabbileentedhihawwasaa fi xiyyeeffannoodhimmo
Wal amantahawwas aa (socialTrust)	Ani akkawaligalaattinamootabirolleehawwasakoo nan amanawaadagalees naan eegas
	Ani bilisanwa'eekooahawwasakoo naan qodahawwasakooxiyyeeffannoonkennasababbiinisaaicciitinkoo
	Ani nana amananamoonnibaayyeenhawwasni ko nagaraaruffedhaqabakan biros wantabaayyeenamahin
	Ani hawwasakookeessajiradhueegumsa fi ta'annoogaariinqabajedheamanasababiinisaa ani namamonin
	Ani akkanamanuttihawwasnikiiyawaliinwaldeeggarreehojjetarakkosnifurasabababiinisaaawaliinwalama
hawwasanOllu magaragaraan walittidhate /Neighborhood Socialcomposit ion/	olla kiyyaahiyyummabaayyeehammaakeessajira
	Qodaminisigalii olla koojirugaariidha.
	Ani jireenyagaariinattidhagahamasaynummaajijjirama olla koojirun
	Ani namahaara olla kootigaleematiikoowaliindeemeelaalleera
	Ani olla koojirukeessabahee olla biroottideemunfedha
	olla ko sanyii fi qomoogaragaraatujiira
	Qabeenyiollaankooqabu warren olla koojiraniifqabeenyagahaa fi tajaajilakennuudhageddeelaala.
Guddinahaww asa /community Development/	Jiraattoonnihawwastinaannoo ko jirandinagdeesisaniifoyyessufwaliinta'uunhojjetajiru
	Tattaaffiinhawwasnigodhumurteemootummaankennu fi imaammatamootummairraattidhiibataasisa.
	Ani walghiihawwasaitaasisuhirmaannasiyaasa fi murteekennuirratti naan hirmaadha.
	Akka nattidhagahamuttibayyeearbaachisooahawwasakoofwaliinaadaadudhaleewaliinqabachuu fi kunu
	Ani kabajaaadanhawwasajirukeessattiittinhirmadhayknhaawwasawaliinkabajaaadaairratti nan himadha
	Akka nattidhagahamuttiaadaaqabeenyahawwasakoota'eguddisufakkawaligalaattifedhanittinhirmadha.
	MootummanNaannoofgrgaarsiiniishetiveiingudinasochiiaadaahawwasakoofnikakaasu.

Annex

Annex -1 Collinearity

Table 14: Multicollinearity tests

		Coefficients					Collinearity Statistics	
		Unstandardized Coefficients		Standardized Coefficients	T	Sig.	Tolerance	VIF
Model		B	Std. Error	Beta				
1	(Constant)	.649	.164		3.965	.000		
	Bridging	.300	.045	.320	6.732	.000	.703	1.423
	Linking	.161	.050	.156	3.193	.002	.664	1.507
	Social Cohesion	.409	.058	.352	7.080	.000	.643	1.556
	Neighborhood Composition	-.061	.040	-.069	-1.510	.032	.763	1.310

a. Dependent Variable: Bonding

		Coefficients					Collinearity Statistics	
		Unstandardized Coefficients		Standardized Coefficients	t	Sig.	Tolerance	VIF
Model		B	Std. Error	Beta				
1	(Constant)	.271	.185		1.468	.143		
	Bonding	.368	.055	.345	6.732	.000	.651	1.536
	Linking	.145	.056	.132	2.586	.010	.657	1.521
	Social Cohesion	.263	.067	.212	3.936	.000	.589	1.697
	Neighborhood Composition	.082	.045	.087	1.832	.048	.766	1.306

a. Dependent Variable: Bridging

		Coefficients					Collinearity Statistics	
		Unstandardized Coefficients		Standardized Coefficients	t	Sig.	Tolerance	VIF
Model		B	Std. Error	Beta				
1	(Constant)	.788	.166		4.740	.000		
	Bonding	.169	.053	.174	3.193	.002	.595	1.680
	Bridging	.124	.048	.136	2.586	.010	.637	1.571
	Social Cohesion	.230	.062	.203	3.704	.000	.586	1.705

Neighborhood Composition	.244	.039	.284	6.190	.000	.838	1.193
--------------------------	------	------	------	-------	------	------	-------

a. Dependent Variable: Linking

		Coefficients						
		Unstandardized Coefficients		Standardized Coefficients	t	Sig.	Collinearity Statistics	
Model		B	Std. Error	Beta			Tolerance	VIF
1	(Constant)	.625	.138		4.523	.000		
	Bonding	.295	.042	.343	7.080	.000	.659	1.518
	Bridging	.155	.039	.192	3.936	.000	.652	1.535
	Linking	.158	.043	.178	3.704	.000	.670	1.493
	Neighborhood Composition	.123	.034	.162	3.640	.000	.786	1.272

a. Dependent Variable: Social Cohesion

		Coefficients						
		Unstandardized Coefficients		Standardized Coefficients	t	Sig.	Collinearity Statistics	
Model		B	Std. Error	Beta			Tolerance	VIF
1	(Constant)	1.325	.205		6.452	.000		
	Bonding	-.102	.068	-.090	-1.510	.032	.583	1.716
	Bridging	.112	.061	.105	1.832	.048	.631	1.585
	Linking	.390	.063	.334	6.190	.000	.713	1.402
	Social Cohesion	.286	.078	.217	3.640	.000	.586	1.707

a. Dependent Variable: Neighborhood Composition

Source: Own survey,2024

Annex 2 Heteroscedasticity

Table 15: Coefficients for Heteroscedasticity test

		Coefficients				
		Unstandardized Coefficients		Standardized Coefficients		
Model		B	Std. Error	Beta	t	Sig.
1	(Constant)	.349	.153		2.273	.024
	Bonding	.074	.045	.113	1.649	.100
	Bridging	.035	.044	.054	.793	.428
	Linking	.005	.044	.008	.122	.903
	Social Cohesion	-.245	.059	-.288	-4.138	.070
	Neighborhood Composition	.065	.045	.092	1.431	.153

a. Dependent Variable: Res_Sqr

Source: Own survey,2024

Annex 3 Normality Table

Normality Distribution (Skewness and Kurtosis)

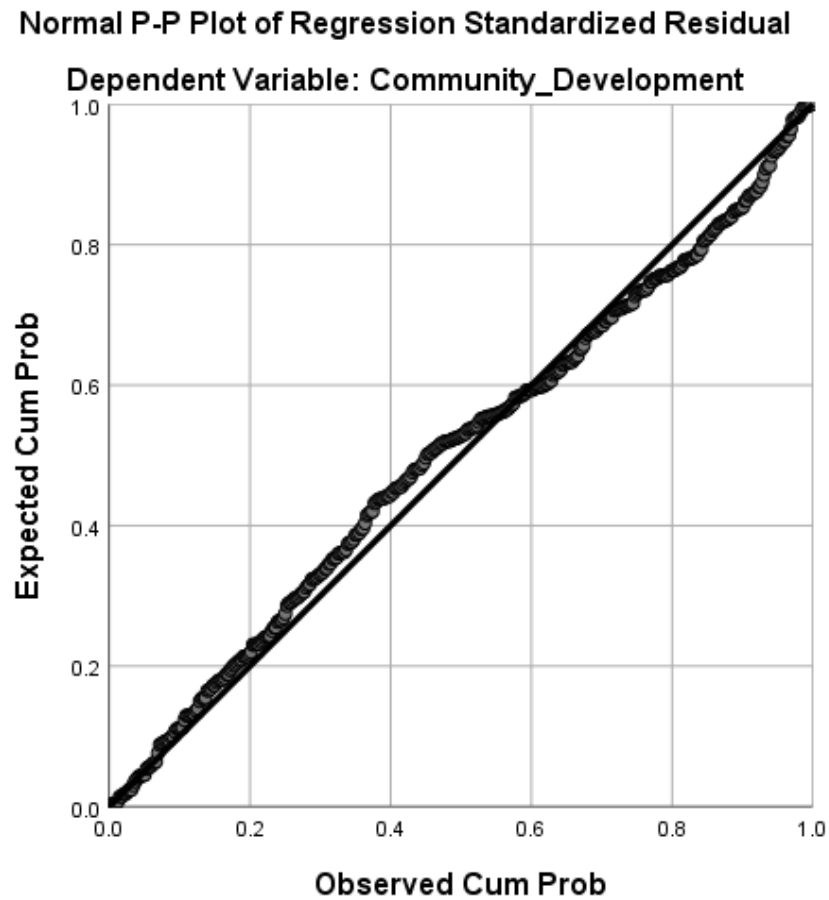
Table 16: Normality test

	N	Mean	Std. Deviation	Skewness		Kurtosis	
	Statistic	Statistic	Statistic	Statistic	Std. Error	Statistic	Std. Error
Bonding	370	2.9562	.60774	.128	.127	-.629	.253
Bridging	370	2.8308	.64772	.128	.127	-.701	.253
Linking	370	3.1109	.58996	.319	.127	.000	.253
Social Cohesion	370	2.8398	.52262	.302	.127	.266	.253
Community Development	370	3.1216	.63925	-.298	.127	.699	.253
Neighborhood Composition	370	3.3625	.68816	-.187	.127	.711	.253
Valid N (listwise)	370						

Source: Own survey,2024

Annex 4 Normality PP Plot

Figure 5 Normality PP plot



Source: Own survey,2024